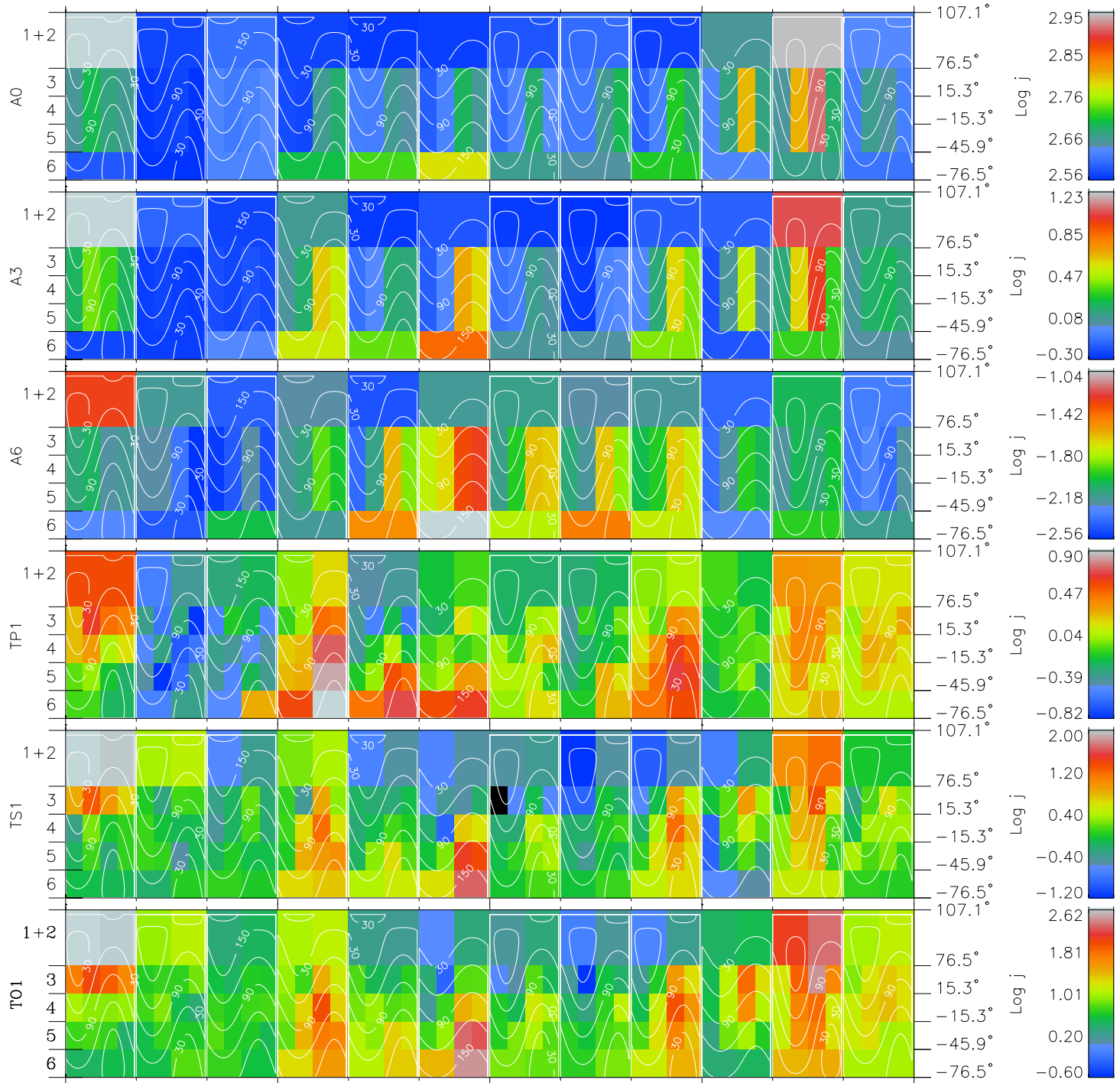
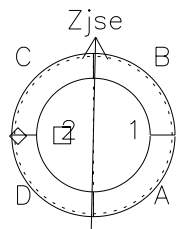
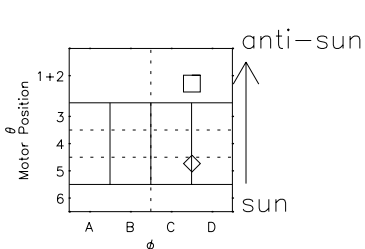


# Galileo EPD Real Time All-Sky Anisotropies 96292

Software Version: RTSKY\_FLUX V 1.20  
 Data Production: 06-03-00  
 Plot Production: Fri Sep 14 19:02:47 2001  
 Color File: wondr3  
 Geofactor File: 1.1



00:00:00 1996-292	292-06	292-12	292-18	00:00:00 1996-293	X JSE(R <sub>j</sub> )
+ -54.59	+ -53.92	+ -53.24	+ -52.55	+ -51.85	X JSE(R <sub>j</sub> )
-88.02	-87.88	-87.73	-87.57	-87.40	Y JSE(R <sub>j</sub> )
2.09	2.10	2.12	2.14	2.15	Z JSE(R <sub>j</sub> )



◇ = Jupiter look direction  
 □ = Corotation look direction