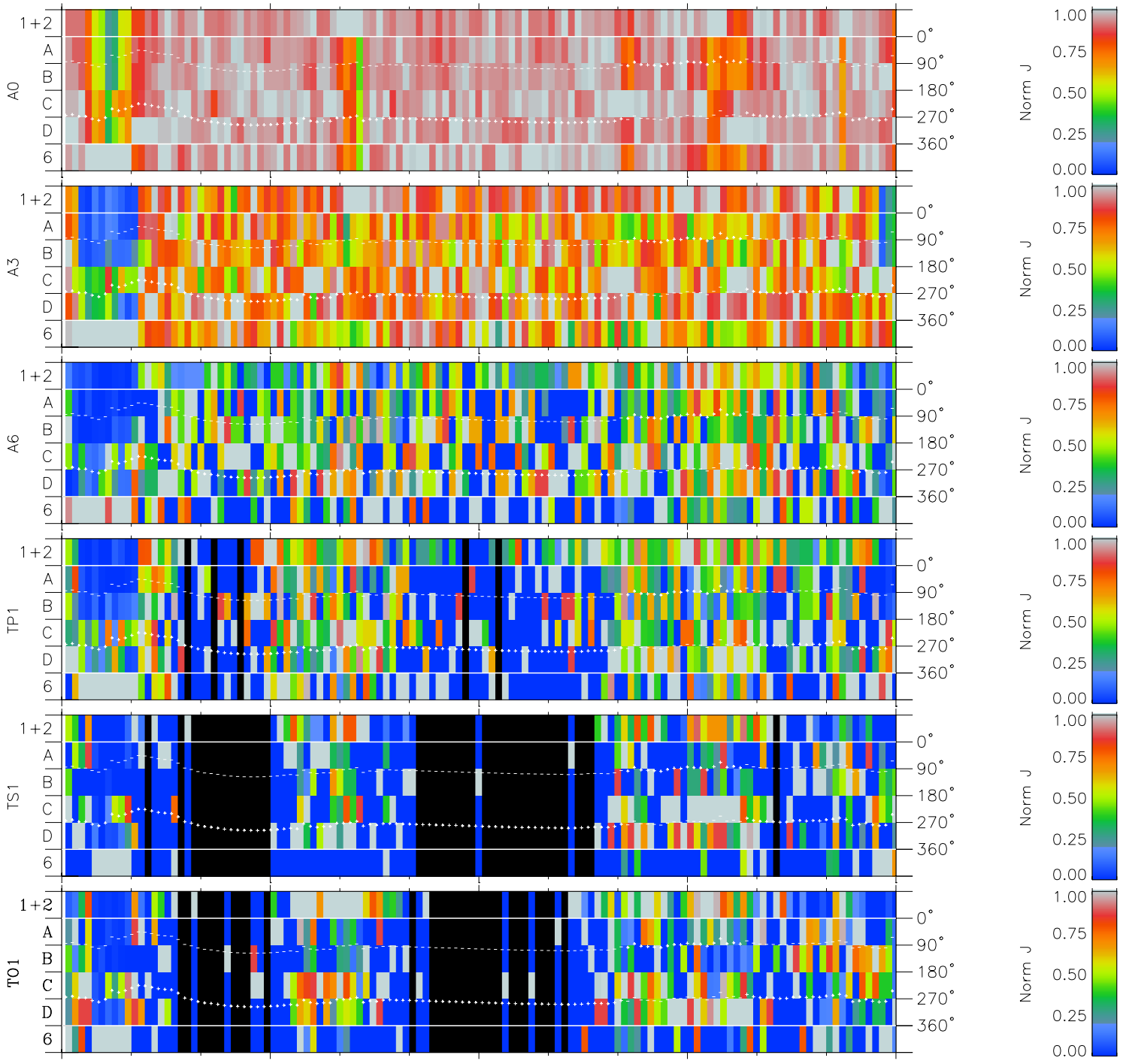
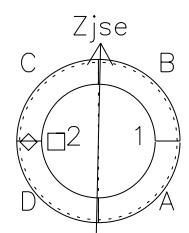
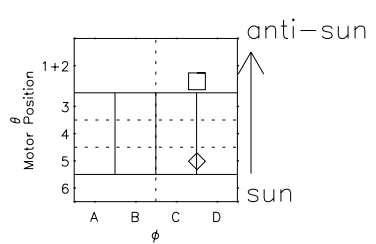


Galileo EPD Real Time Azimuth Anisotropies 96284

Software Version: RTAZIM_NORM V 1.20
Data Production: 06-03-00
Plot Production: Fri Sep 14 17:59:47 2001
Color File: wondr3
Geofactor File: 1.1



00:00:00 1996-284	284-06	284-12	284-18	00:00:00 1996-285	
+	+	+	+	+	
-71.94	-71.52	-71.10	-70.66	-70.22	X $JSE(R_j)$
-86.43	-86.64	-86.83	-87.02	-87.20	Y $JSE(R_j)$
1.43	1.45	1.48	1.50	1.52	Z $JSE(R_j)$



- ◇ = Jupiter look direction
- = Corotation look direction