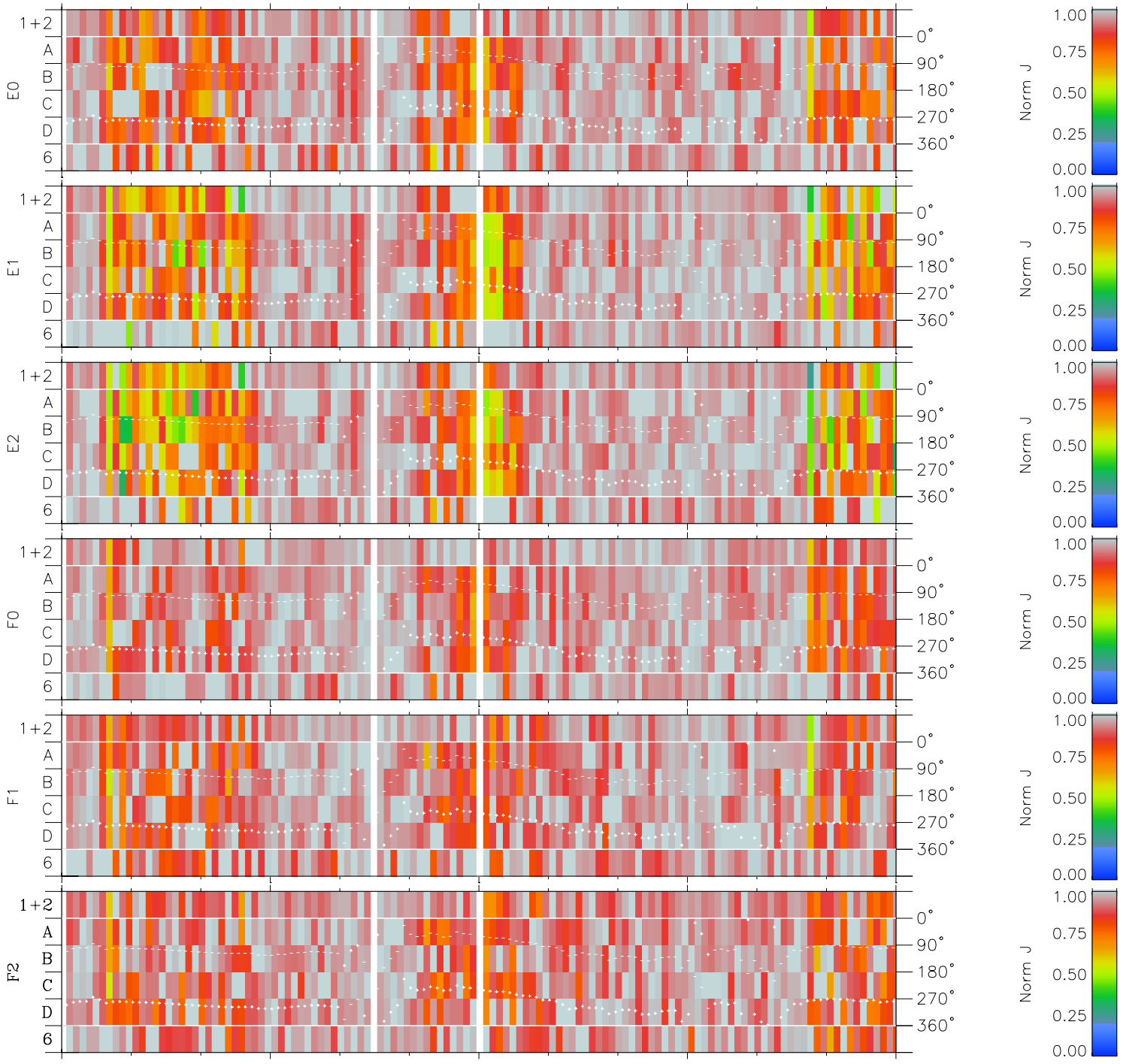
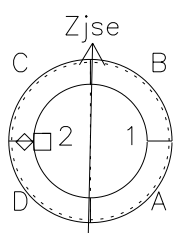
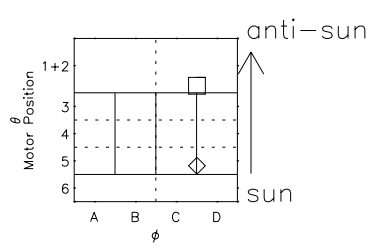


Galileo EPD Real Time Azimuth Anisotropies 96279

Software Version: RTAZIM_NORM V 1.20
 Data Production: 06-03-00
 Plot Production: Fri Sep 14 17:20:29 2001
 Color File: wondr3
 Geofactor File: 1.1



00:00:00 1996-279	279-06	279-12	279-18	00:00:00 1996-280	
+	+	+	+	+	
-78.62	-78.37	-78.10	-77.83	-77.55	X JSE(R _j)
-80.32	-80.71	-81.09	-81.46	-81.83	Y JSE(R _j)
0.92	0.95	0.98	1.00	1.03	Z JSE(R _j)



- ◇ = Jupiter look direction
- = Corotation look direction