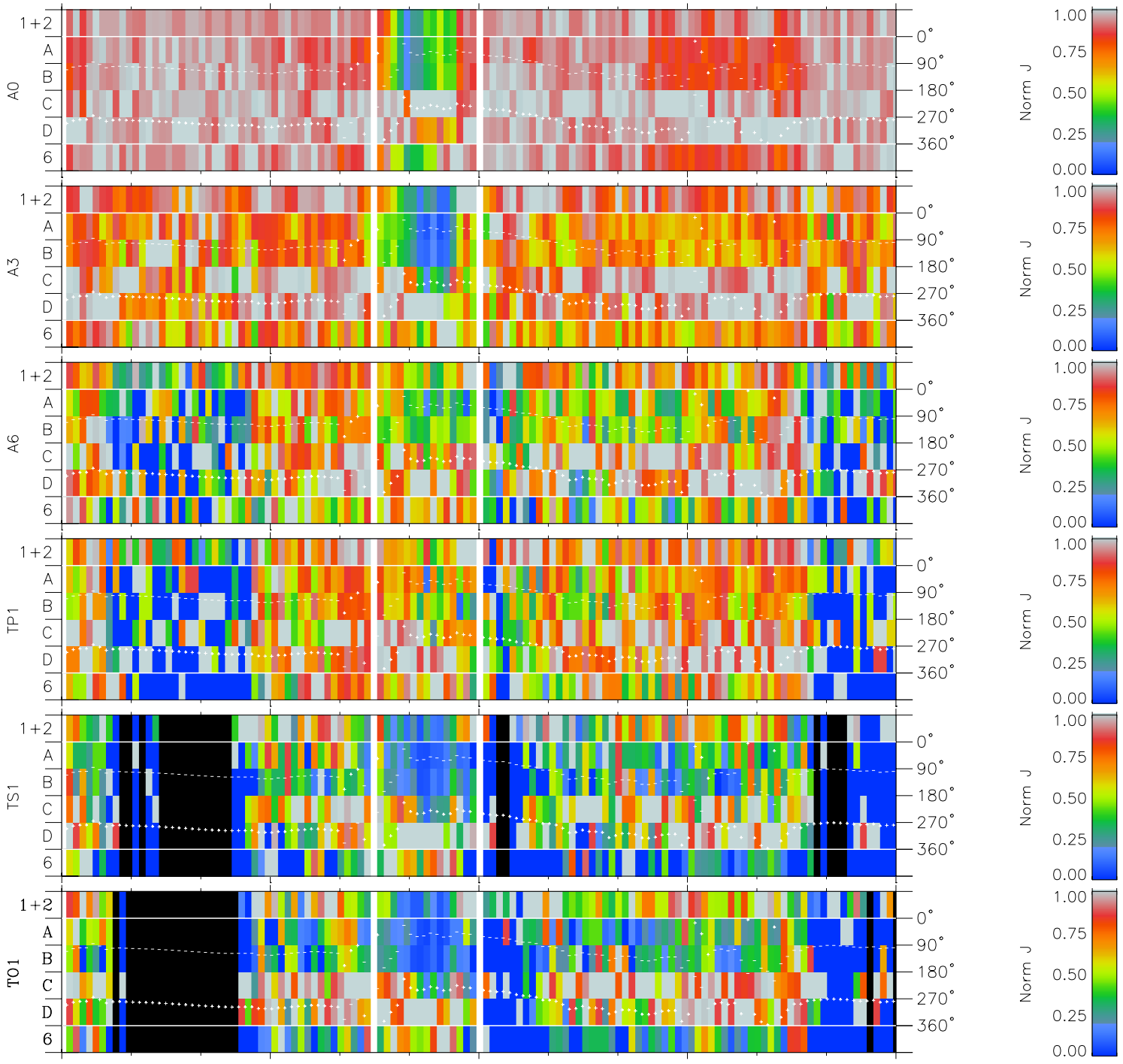
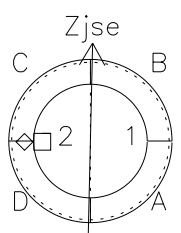
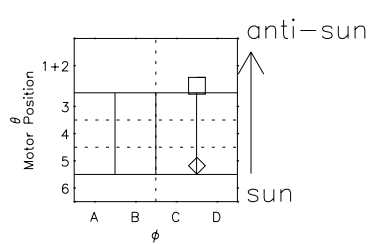


# Galileo EPD Real Time Azimuth Anisotropies 96279

Software Version: RTAZIM\_NORM V 1.20  
Data Production: 06-03-00  
Plot Production: Fri Sep 14 17:20:24 2001  
Color File: wondr3  
Geofactor File: 1.1



00:00:00 1996-279	279-06	279-12	279-18	00:00:00 1996-280	
+	+	+	+	+	X JSE(R <sub>j</sub> )
-78.62	-78.37	-78.10	-77.83	-77.55	Y JSE(R <sub>j</sub> )
-80.32	-80.71	-81.09	-81.46	-81.83	Z JSE(R <sub>j</sub> )
0.92	0.95	0.98	1.00	1.03	



- ◇ = Jupiter look direction
- = Corotation look direction