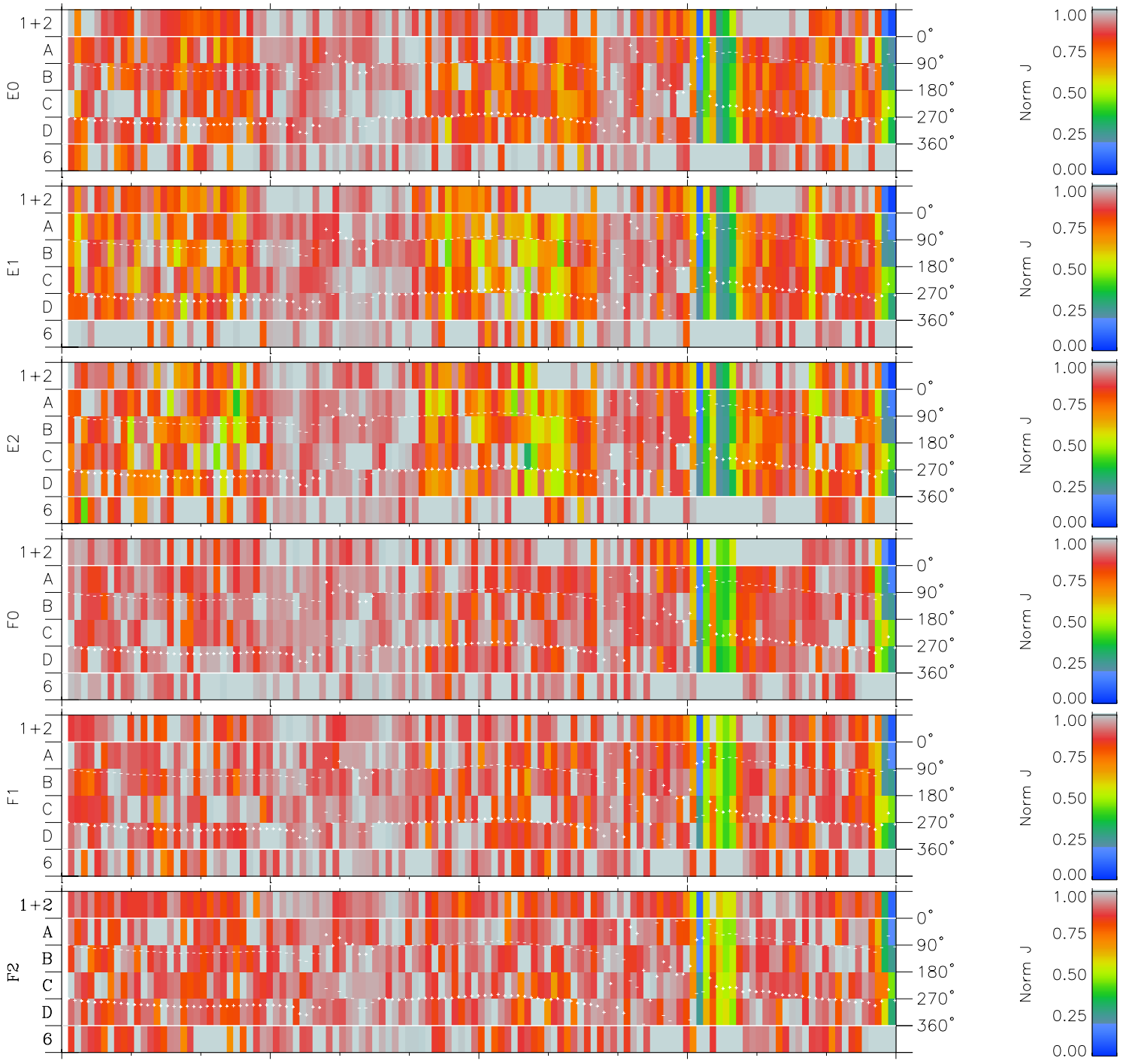
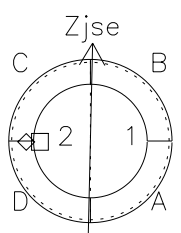
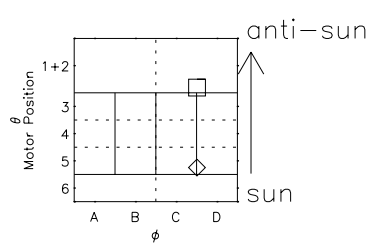


Galileo EPD Real Time Azimuth Anisotropies 96277

Software Version: RTAZIM_NORM V 1.20
 Data Production: 06-03-00
 Plot Production: Fri Sep 14 17:04:18 2001
 Color File: wondr3
 Geofactor File: 1.1



00:00:00 1996-277	277-06	277-12	277-18	00:00:00 1996-278	
+	+	+	+	+	X JSE(R _j)
-80.35	-80.16	-79.97	-79.76	-79.55	Y JSE(R _j)
-76.86	-77.32	-77.78	-78.22	-78.66	Z JSE(R _j)
0.71	0.74	0.76	0.79	0.82	



◇ = Jupiter look direction
 □ = Corotation look direction