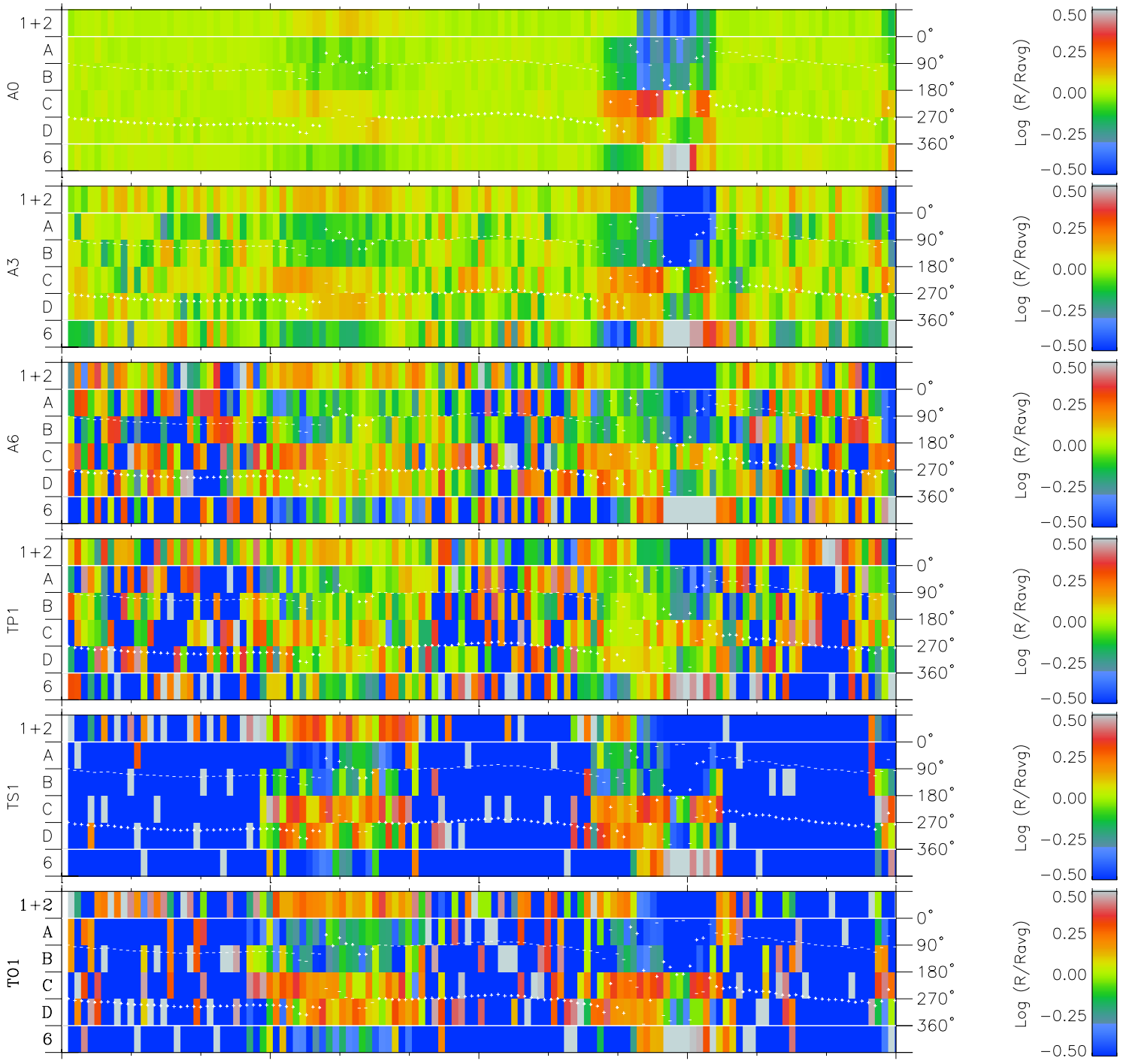
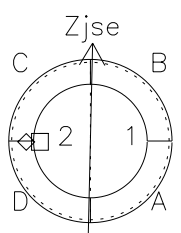
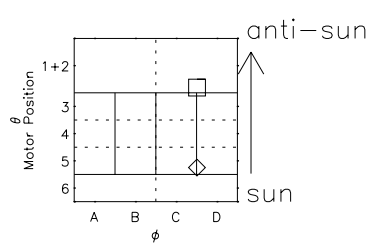


# Galileo EPD Real Time Azimuth Anisotropies 96277

Software Version: RTAZIM\_MEAN V 1.20  
 Data Production: 06-03-00  
 Plot Production: Fri Sep 14 17:03:51 2001  
 Color File: wondr3  
 Geofactor File: 1.1



00:00:00 1996-277	277-06	277-12	277-18	00:00:00 1996-278	
+	+	+	+	+	X JSE(R <sub>j</sub> )
-80.35	-80.16	-79.97	-79.76	-79.55	Y JSE(R <sub>j</sub> )
-76.86	-77.32	-77.78	-78.22	-78.66	Z JSE(R <sub>j</sub> )
0.71	0.74	0.76	0.79	0.82	



- ◇ = Jupiter look direction
- = Corotation look direction