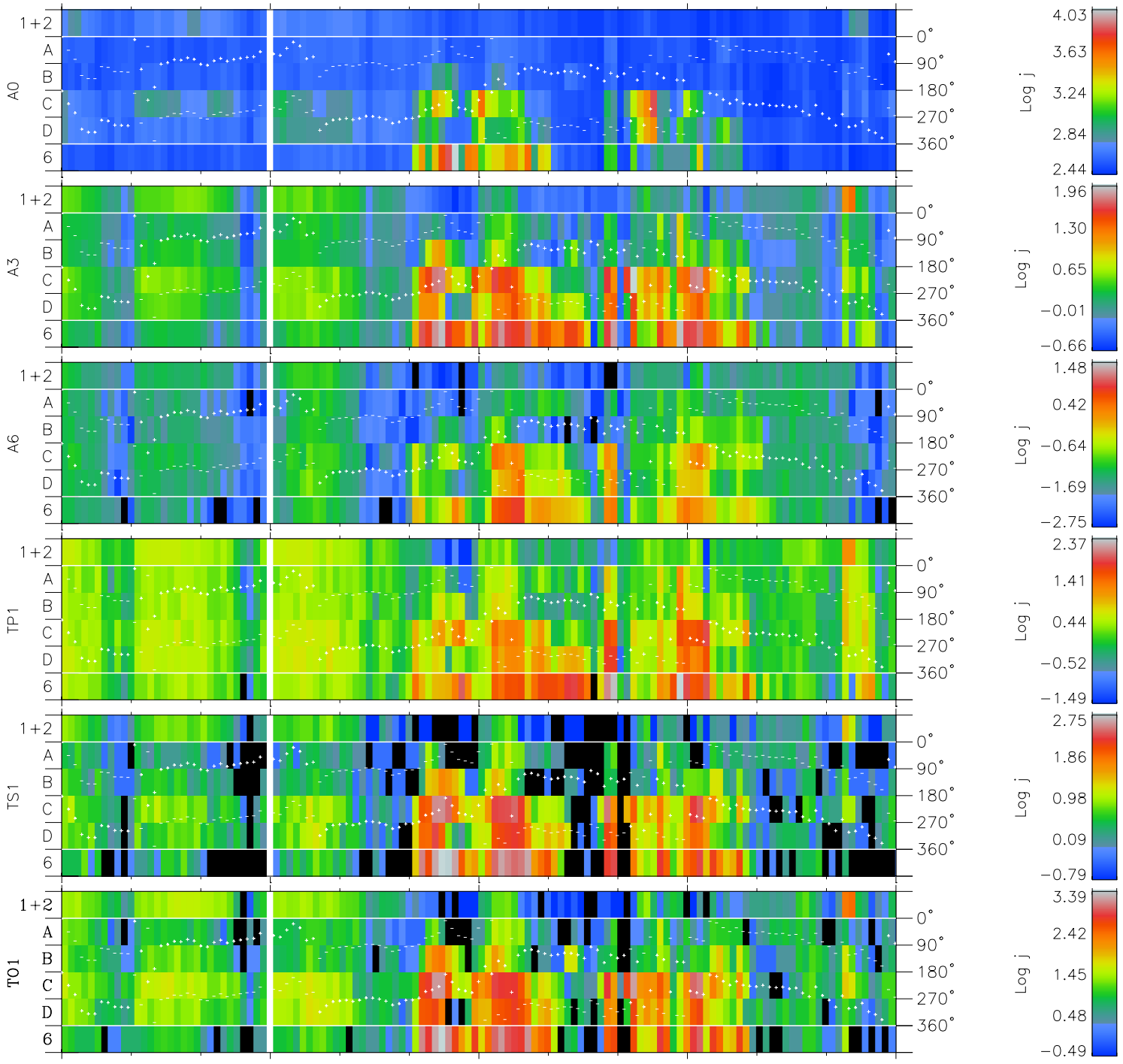
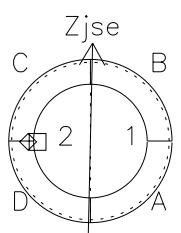
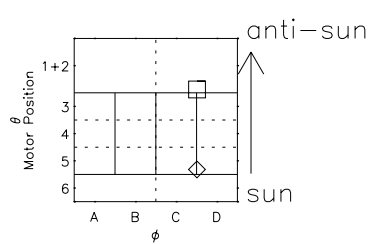


Galileo EPD Real Time Azimuth Anisotropies 96275

Software Version: RTAZIM_FLUX V 1.20
 Data Production: 06-03-00
 Plot Production: Fri Sep 14 16:47:59 2001
 Color File: wondr3
 Geofactor File: 1.1



00:00:00 1996-275	275-06	275-12	275-18	00:00:00 1996-276	
+	+	+	+	+	X $\text{JSE}(R_j)$
-81.49	-81.38	-81.26	-81.13	-80.99	Y $\text{JSE}(R_j)$
-72.83	-73.36	-73.89	-74.40	-74.91	Z $\text{JSE}(R_j)$
0.49	0.52	0.55	0.57	0.60	



◇ = Jupiter look direction
 □ = Corotation look direction