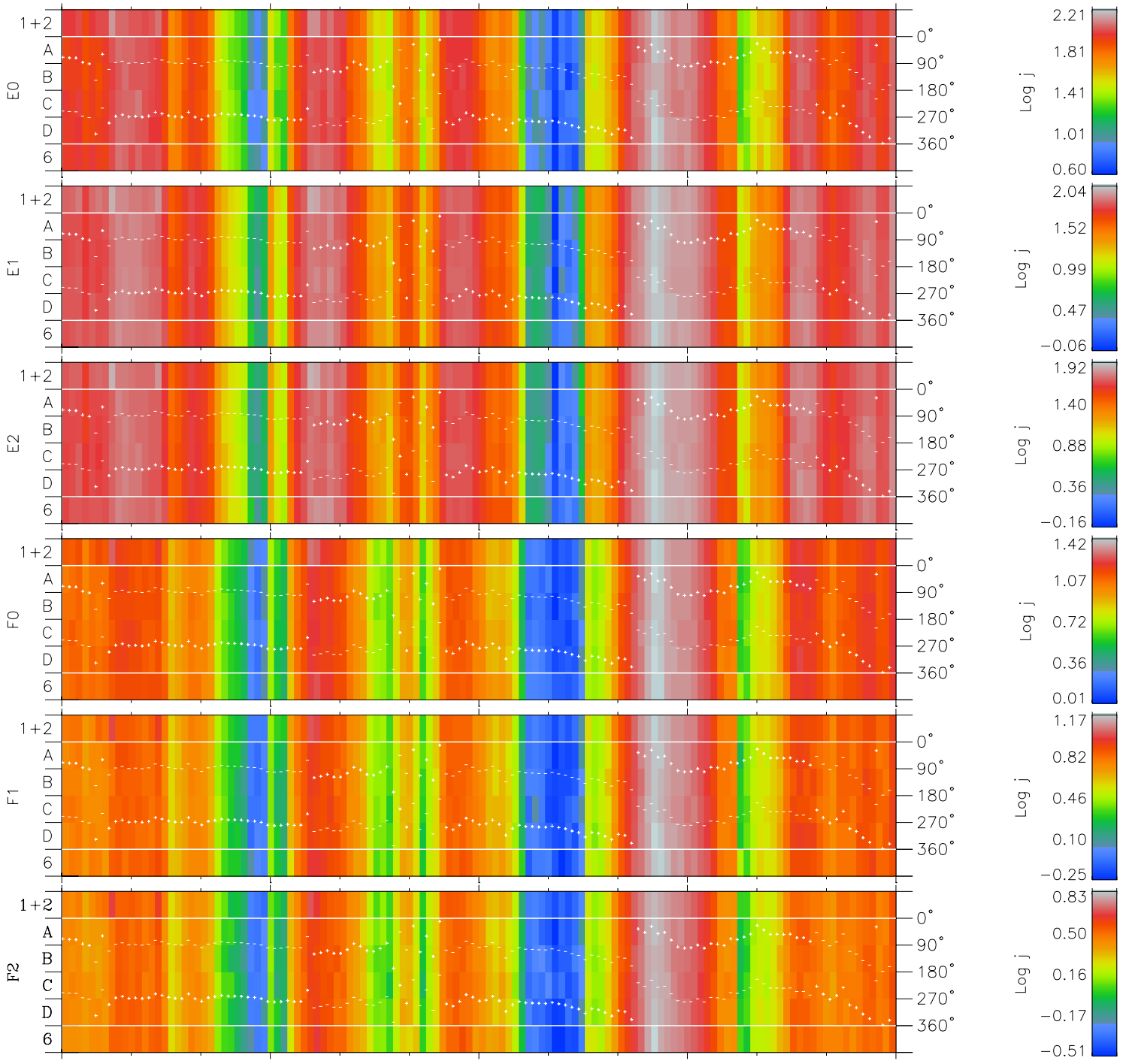
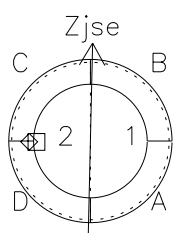
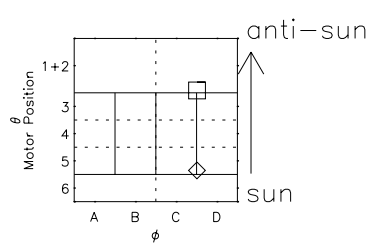


Galileo EPD Real Time Azimuth Anisotropies 96274

Software Version: RTAZIM_FLUX V 1.20
 Data Production: 06-03-00
 Plot Production: Fri Sep 14 16:39:59 2001
 Color File: wondr3
 Geofactor File: 1.1



| | | | | | |
|----------------------|--------|--------|--------|----------------------|------------------------|
| 00:00:00 1996-274 | 274-06 | 274-12 | 274-18 | 00:00:00 1996-275 | |
| + | + | + | + | + | X JSE(R _j) |
| -81.83 | -81.76 | -81.68 | -81.59 | -81.49 | Y JSE(R _j) |
| -70.60 | -71.17 | -71.73 | -72.28 | -72.83 | Z JSE(R _j) |
| 0.38 | 0.41 | 0.43 | 0.46 | 0.49 | |



◇ = Jupiter look direction
 □ = Corotation look direction