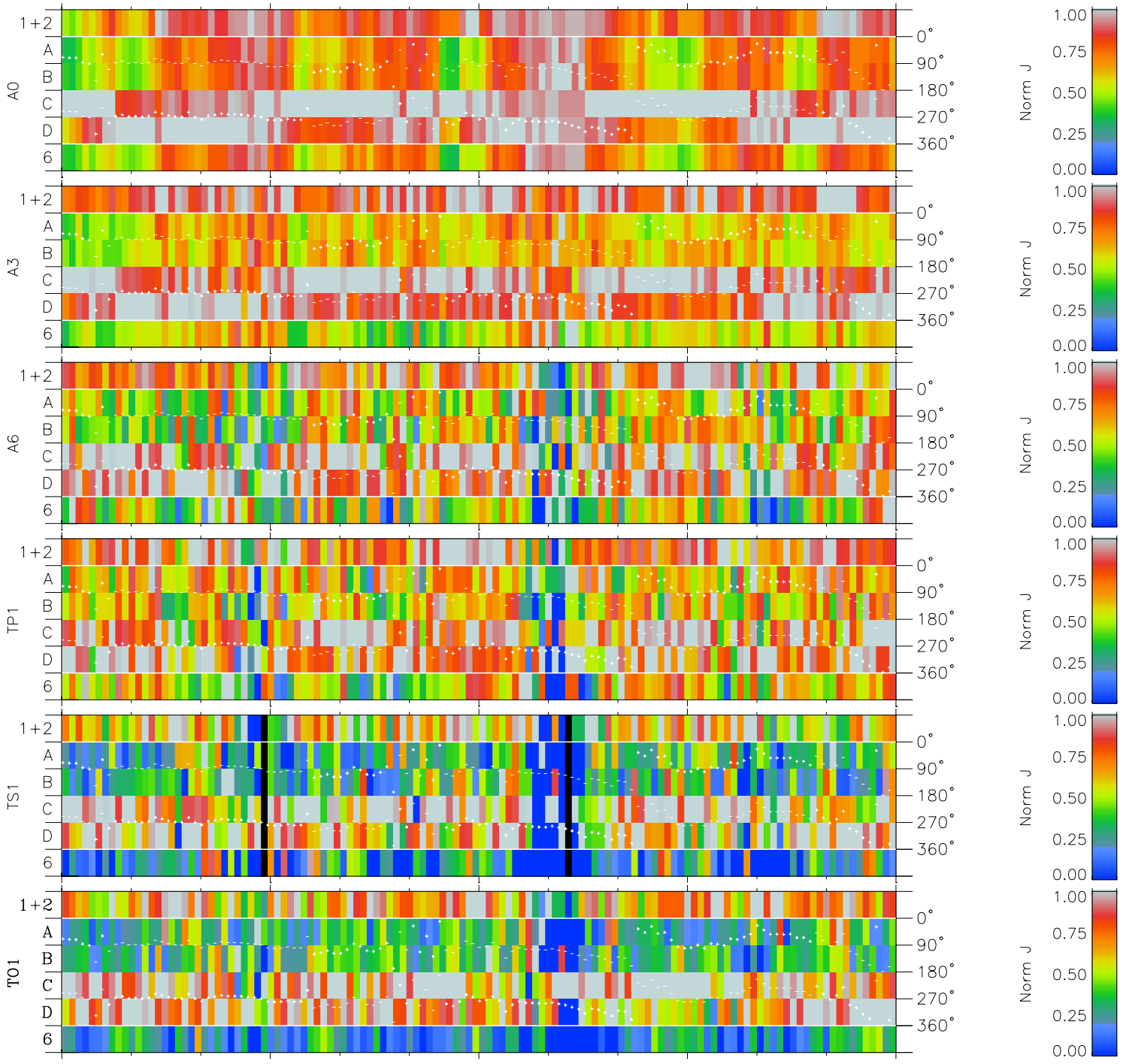
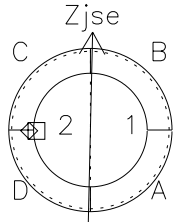
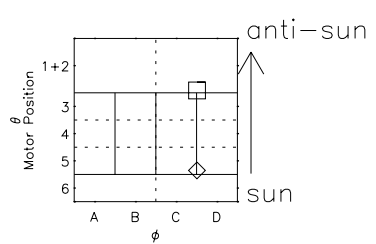


Galileo EPD Real Time Azimuth Anisotropies 96274

Software Version: RTAZIM_NORM V 1.20
Data Production: 06-03-00
Plot Production: Fri Sep 14 16:40:04 2001
Color File: wondr3
Geofactor File: 1.1



00:00:00 1996-274	274-06	274-12	274-18	00:00:00 1996-275	
+	+	+	+	+	
-81.83	-81.76	-81.68	-81.59	-81.49	X JSE(R _j)
-70.60	-71.17	-71.73	-72.28	-72.83	Y JSE(R _j)
0.38	0.41	0.43	0.46	0.49	Z JSE(R _j)



◇ = Jupiter look direction
□ = Corotation look direction