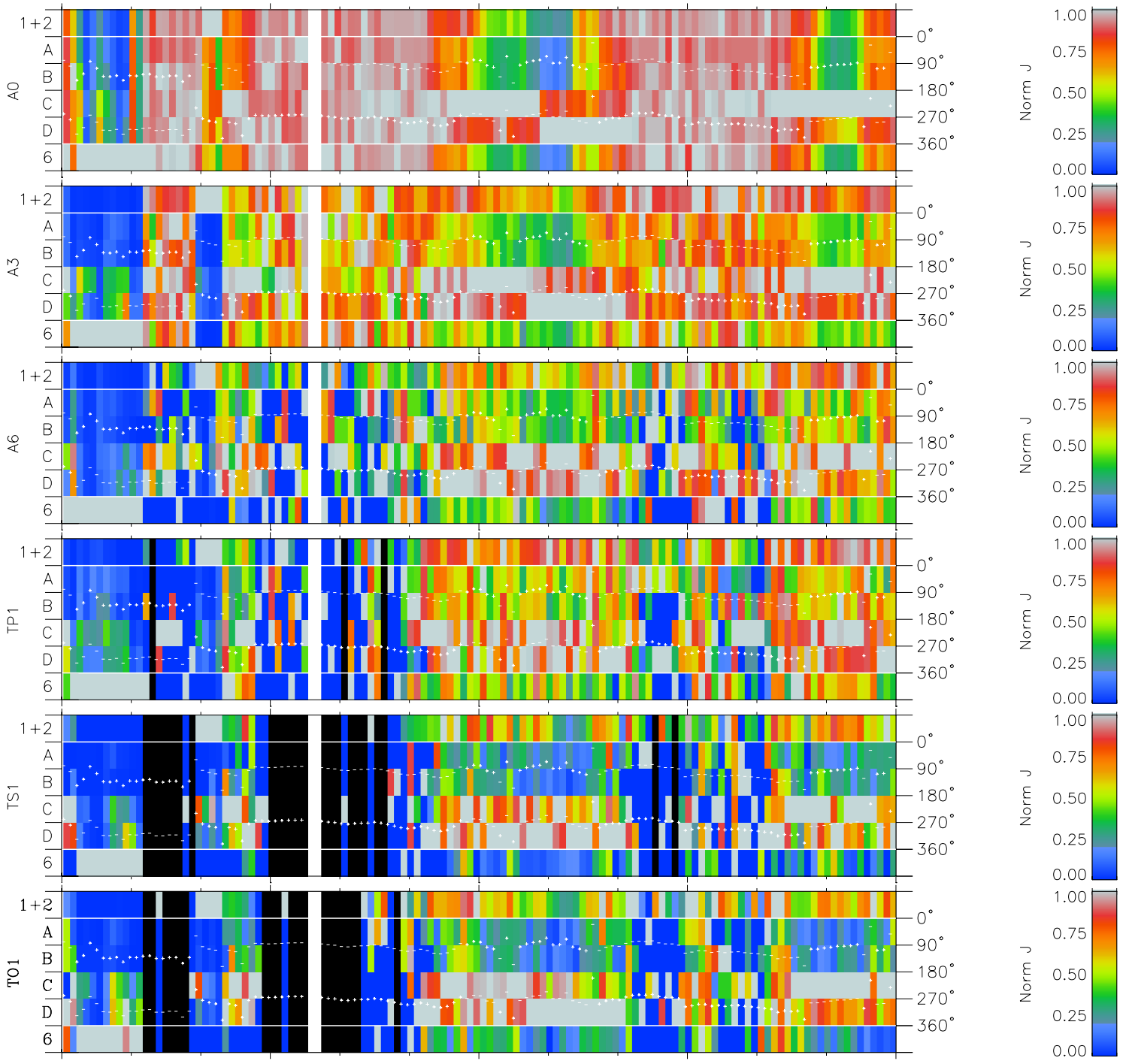
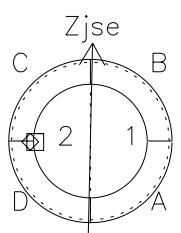
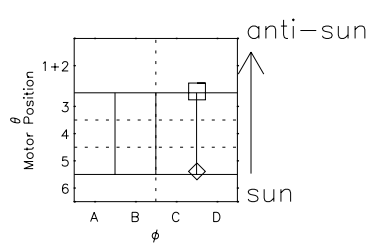


Galileo EPD Real Time Azimuth Anisotropies 96273

Software Version: RTAZIM_NORM V 1.20
Data Production: 06-03-00
Plot Production: Fri Sep 14 16:31:58 2001
Color File: wondr3
Geofactor File: 1.1



00:00:00 1996-273	273-06	273-12	273-18	00:00:00 1996-274	
+	+	+	+	+	X $JSE(R_j)$
-82.01	-81.98	-81.94	-81.89	-81.83	Y $JSE(R_j)$
-68.22	-68.83	-69.43	-70.02	-70.60	Z $JSE(R_j)$
0.27	0.29	0.32	0.35	0.38	



- ◇ = Jupiter look direction
- = Corotation look direction