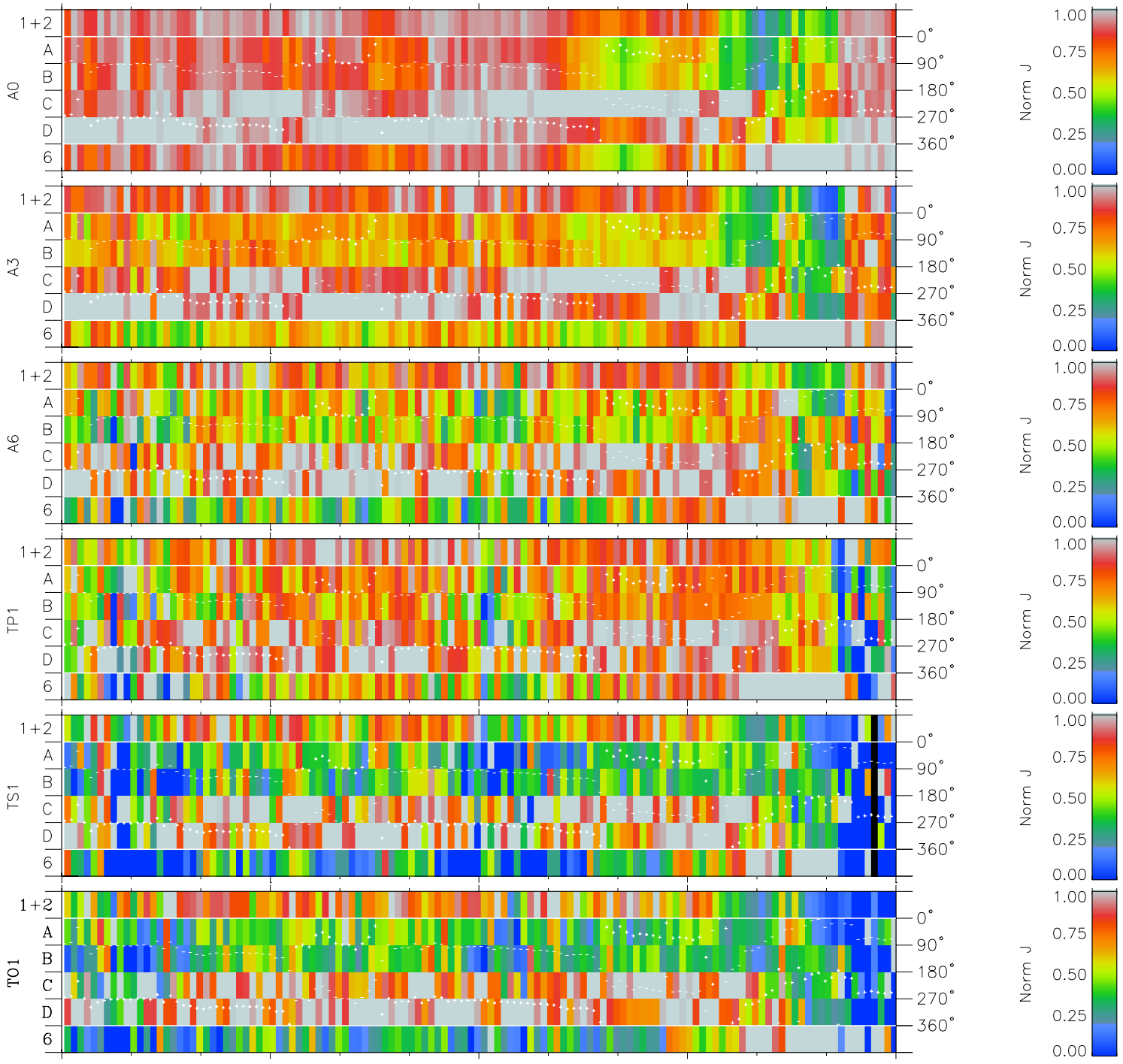
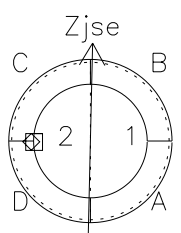
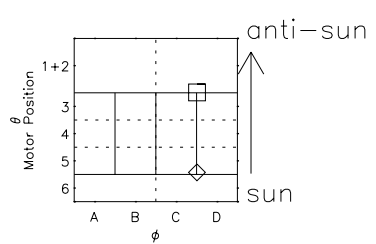


Galileo EPD Real Time Azimuth Anisotropies 96272

Software Version: RTAZIM_NORM V 1.20
 Data Production: 06-03-00
 Plot Production: Fri Sep 14 16:23:41 2001
 Color File: wondr3
 Geofactor File: 1.1



00:00:00 1996-272	272-06	272-12	272-18	00:00:00 1996-273	
+	+	+	+	+	X $JSE(R_j)$
-82.02	-82.03	-82.03	-82.03	-82.01	Y $JSE(R_j)$
-65.70	-66.35	-66.98	-67.61	-68.22	Z $JSE(R_j)$
0.15	0.18	0.21	0.24	0.27	



- ◇ = Jupiter look direction
- = Corotation look direction