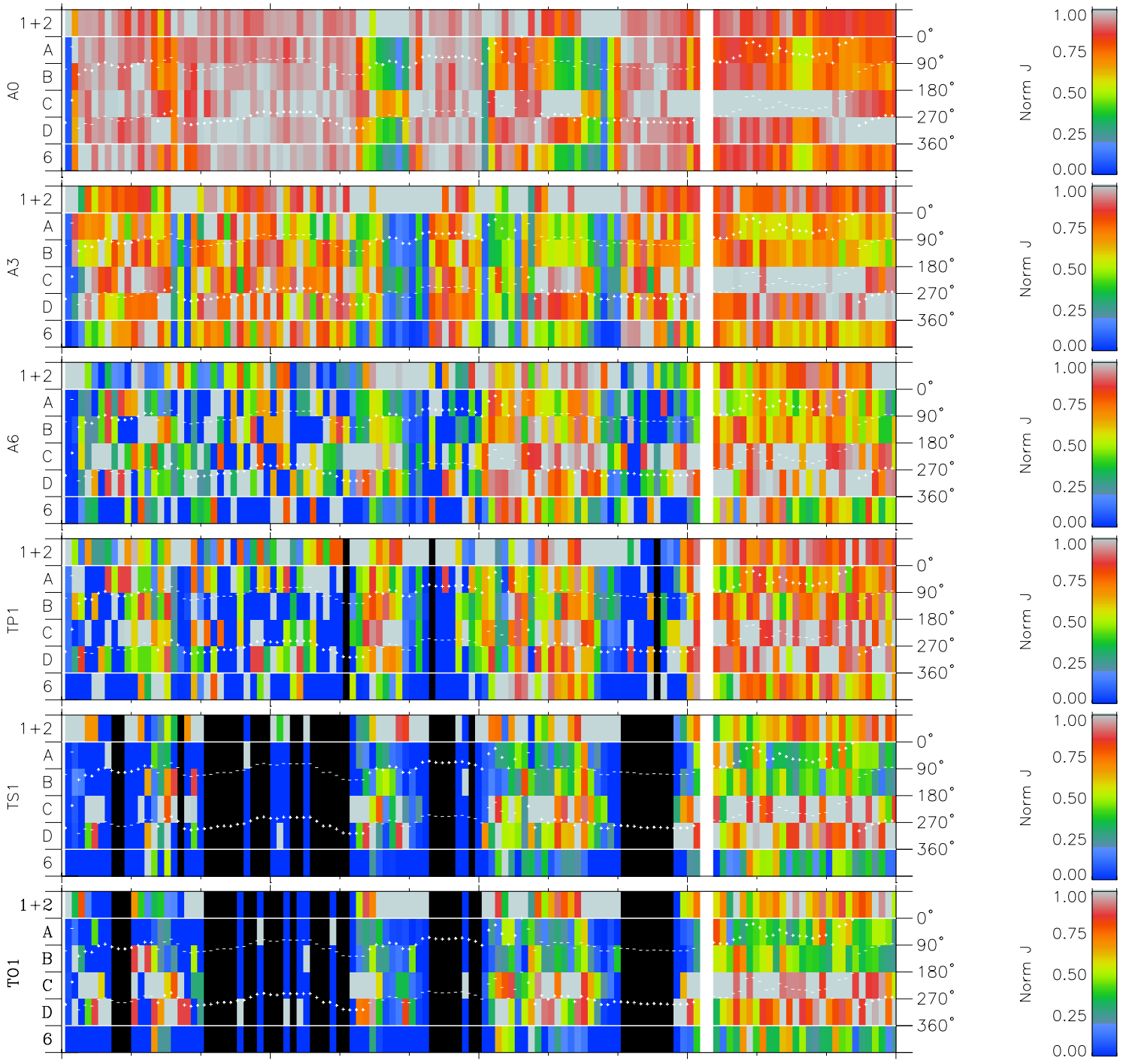
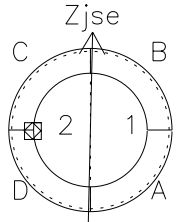
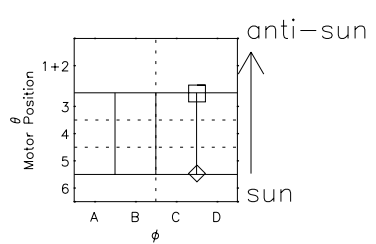


Galileo EPD Real Time Azimuth Anisotropies 96271

Software Version: RTAZIM_NORM V 1.20
Data Production: 06-03-00
Plot Production: Fri Sep 14 16:13:58 2001
Color File: wondr3
Geofactor File: 1.1



00:00:00 1996-271	271-06	271-12	271-18	00:00:00 1996-272	
+	+	+	+	+	X JSE(R _j)
-81.86	-81.92	-81.96	-82.00	-82.02	Y JSE(R _j)
-63.04	-63.72	-64.39	-65.05	-65.70	Z JSE(R _j)
0.04	0.07	0.10	0.12	0.15	



- ◇ = Jupiter look direction
- = Corotation look direction