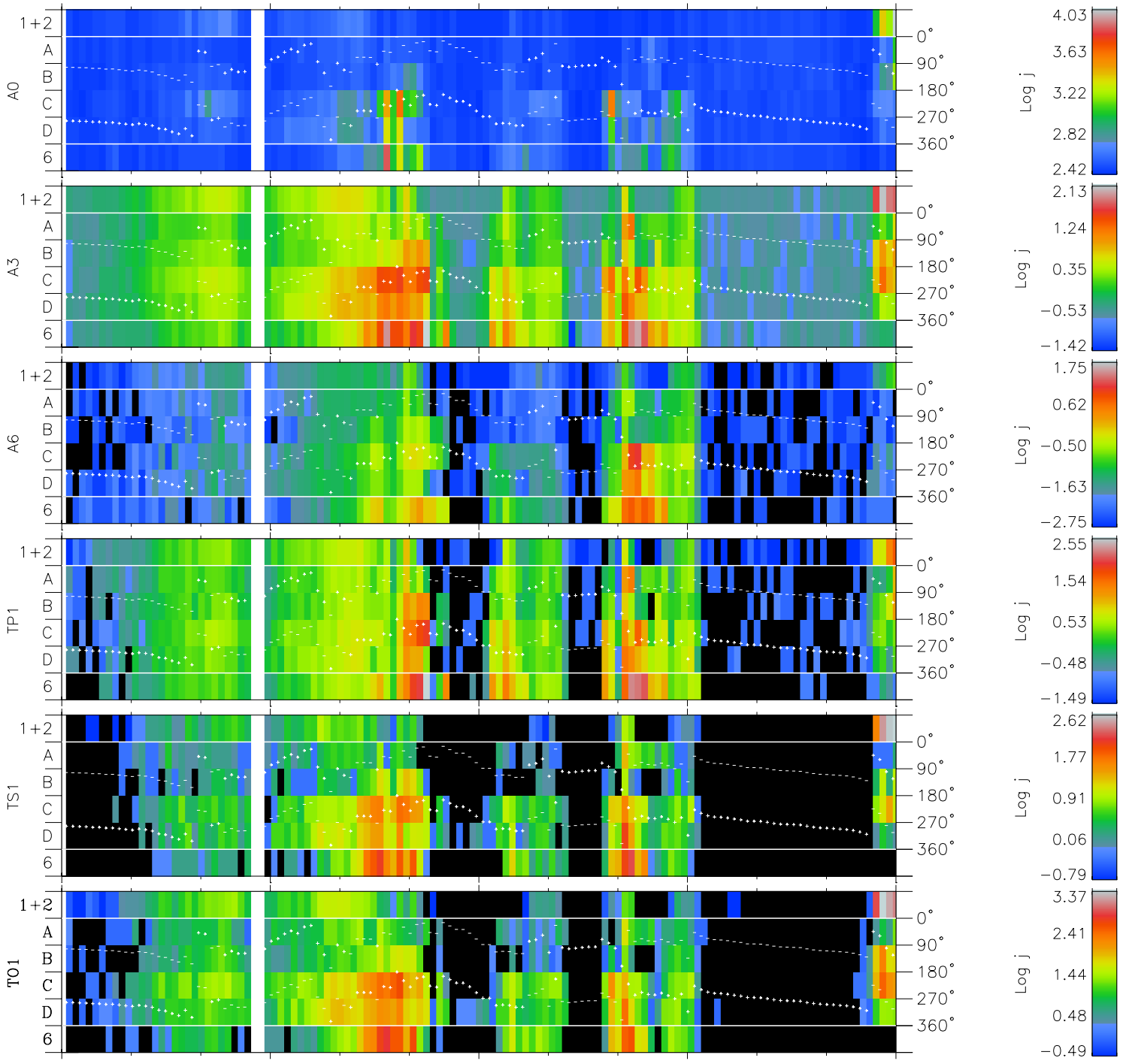
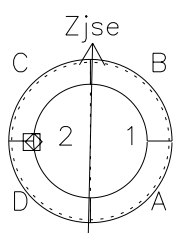
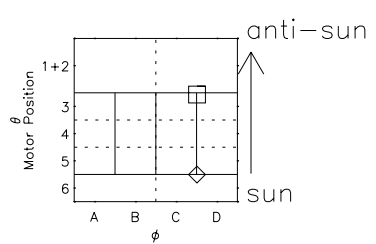


Galileo EPD Real Time Azimuth Anisotropies 96270

Software Version: RTAZIM_FLUX V 1.20
Data Production: 06-03-00
Plot Production: Fri Sep 14 15:58:17 2001
Color File: wondr3
Geofactor File: 1.1



00:00:00 1996-270	270-06	270-12	270-18	00:00:00 1996-271	
+	+	+	+	+	X JSE(R _j)
-81.51	-81.62	-81.71	-81.79	-81.86	Y JSE(R _j)
-60.22	-60.94	-61.65	-62.35	-63.04	Z JSE(R _j)
-0.07	-0.05	-0.02	0.01	0.04	



- ◇ = Jupiter look direction
- = Corotation look direction