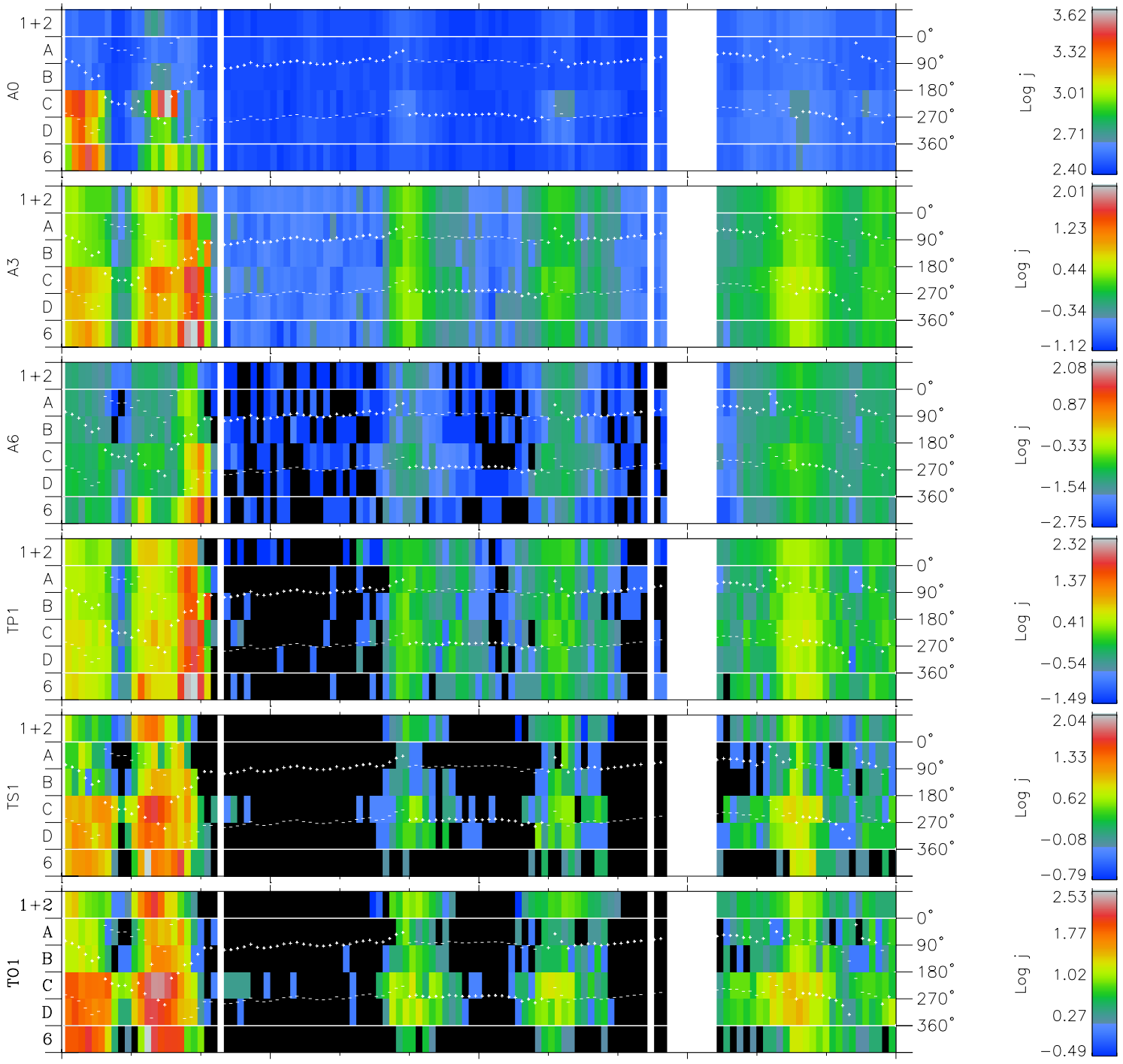
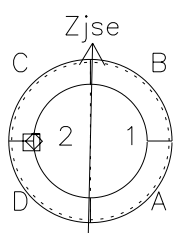
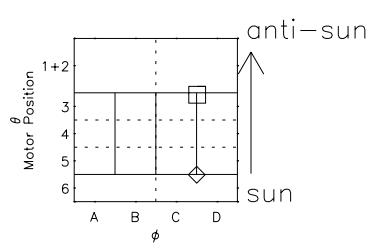


Galileo EPD Real Time Azimuth Anisotropies 96267

Software Version: RTAZIM_FLUX V 1.20
 Data Production: 06-03-00
 Plot Production: Fri Sep 14 15:14:55 2001
 Color File: wondr3
 Geofactor File: 1.1



00:00:00 1996-267	267-06	267-12	267-18	00:00:00 1996-268	X $JSE(R_j)$	Y $JSE(R_j)$	Z $JSE(R_j)$
+	+	+	+	+			
-79.26	-79.53	-79.77	-80.01	-80.23			
-50.86	-51.69	-52.51	-53.33	-54.13			
-0.41	-0.38	-0.36	-0.33	-0.30			



- ◇ = Jupiter look direction
- = Corotation look direction