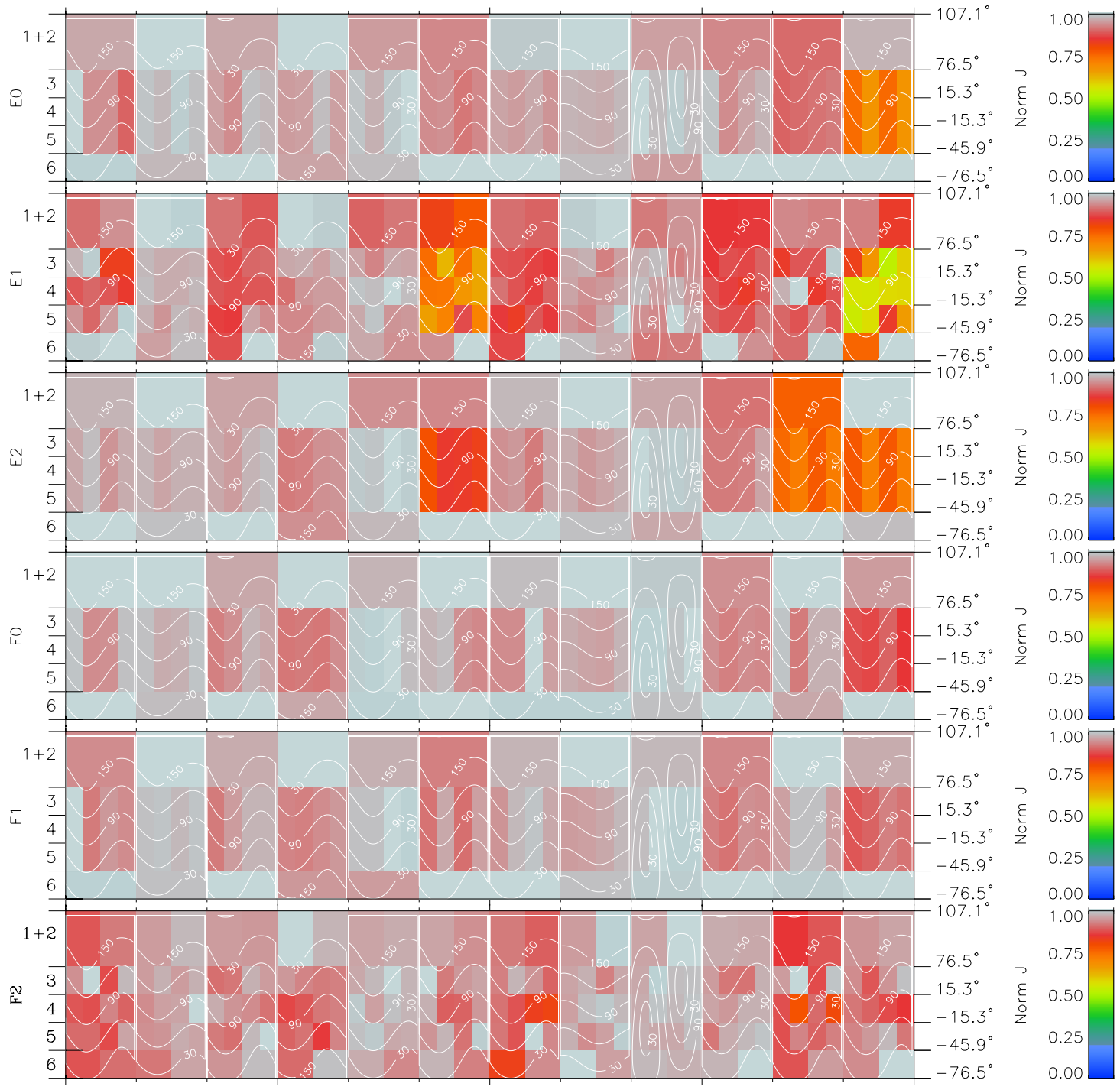
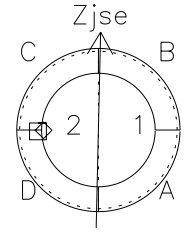
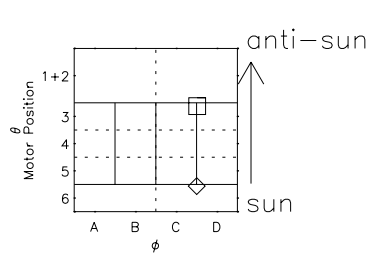


Galileo EPD Real Time All-Sky Anisotropies 96266

Software Version: RTSKY_NORM V 1.20
Data Production: 06-03-00
Plot Production: Fri Sep 14 14:58:16 2001
Color File: wondr3
Geofactor File: 1.1



| | | | | | |
|----------------------|--------|--------|--------|----------------------|------------------------|
| 00:00:00 1996-266 | 266-06 | 266-12 | 266-18 | 00:00:00 1996-267 | |
| + | + | + | + | + | X JSE(R _j) |
| -78.06 | -78.38 | -78.69 | -78.98 | -79.26 | Y JSE(R _j) |
| -47.42 | -48.29 | -49.16 | -50.01 | -50.86 | Z JSE(R _j) |
| -0.52 | -0.49 | -0.47 | -0.44 | -0.41 | |



- ◇ = Jupiter look direction
- = Corotation look direction