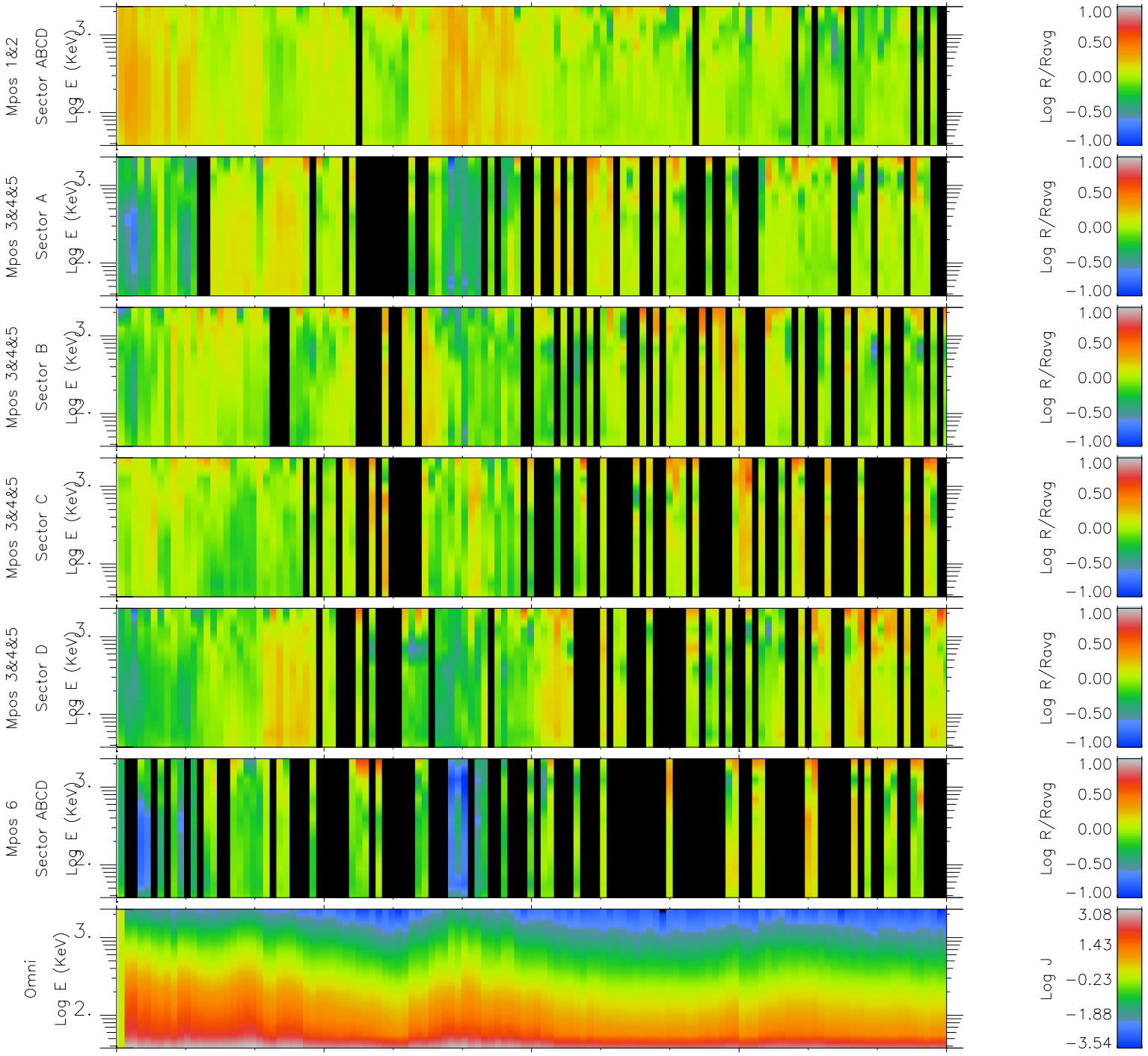
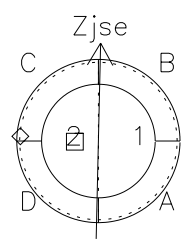
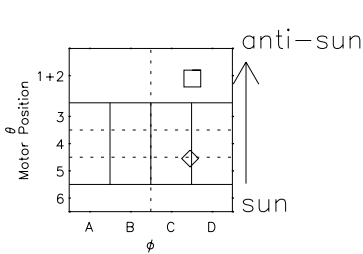


# Galileo EPD Real Time R6 Ions Spectra 96233

Software Version: RTSPEC\_R6 V 1.20  
 Data Production: 06-03-00  
 Plot Production: Fri Sep 14 08:40:51 2001  
 Color File: wondr3  
 Geofactor File: 1.1



00:00:00 1996-233	233-06	233-12	233-18	00:00:00 1996-234	
+	+	+	+	+	
-44.92	-44.21	-43.49	-42.76	-42.03	X JSE(R <sub>j</sub> )
-97.35	-96.98	-96.59	-96.19	-95.78	Y JSE(R <sub>j</sub> )
-4.78	-4.74	-4.69	-4.64	-4.59	Z JSE(R <sub>j</sub> )



- ◇ = Jupiter look direction
- = Corotation look direction