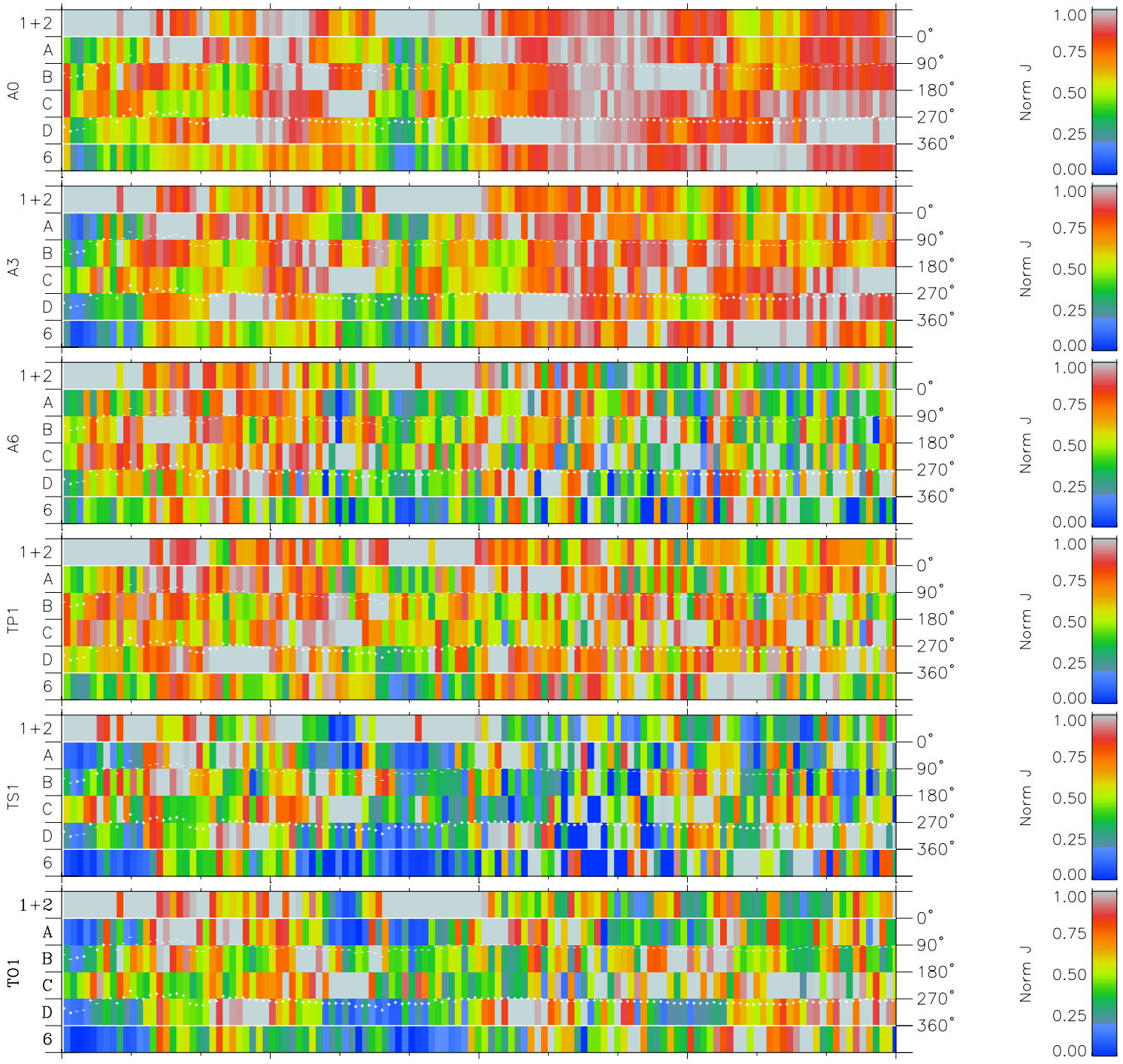
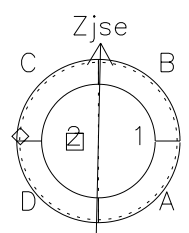
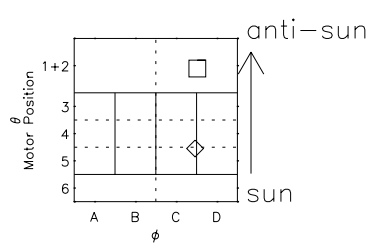


Galileo EPD Real Time Azimuth Anisotropies 96233

Software Version: RTAZIM_NORM V 1.20
 Data Production: 06-03-00
 Plot Production: Fri Sep 14 08:42:51 2001
 Color File: wondr3
 Geofactor File: 1.1



00:00:00 1996-233	233-06	233-12	233-18	00:00:00 1996-234	
+	+	+	+	+	X $JSE(R_j)$
-44.92	-44.21	-43.49	-42.76	-42.03	Y $JSE(R_j)$
-97.35	-96.98	-96.59	-96.19	-95.78	Z $JSE(R_j)$
-4.78	-4.74	-4.69	-4.64	-4.59	



- ◇ = Jupiter look direction
- = Corotation look direction