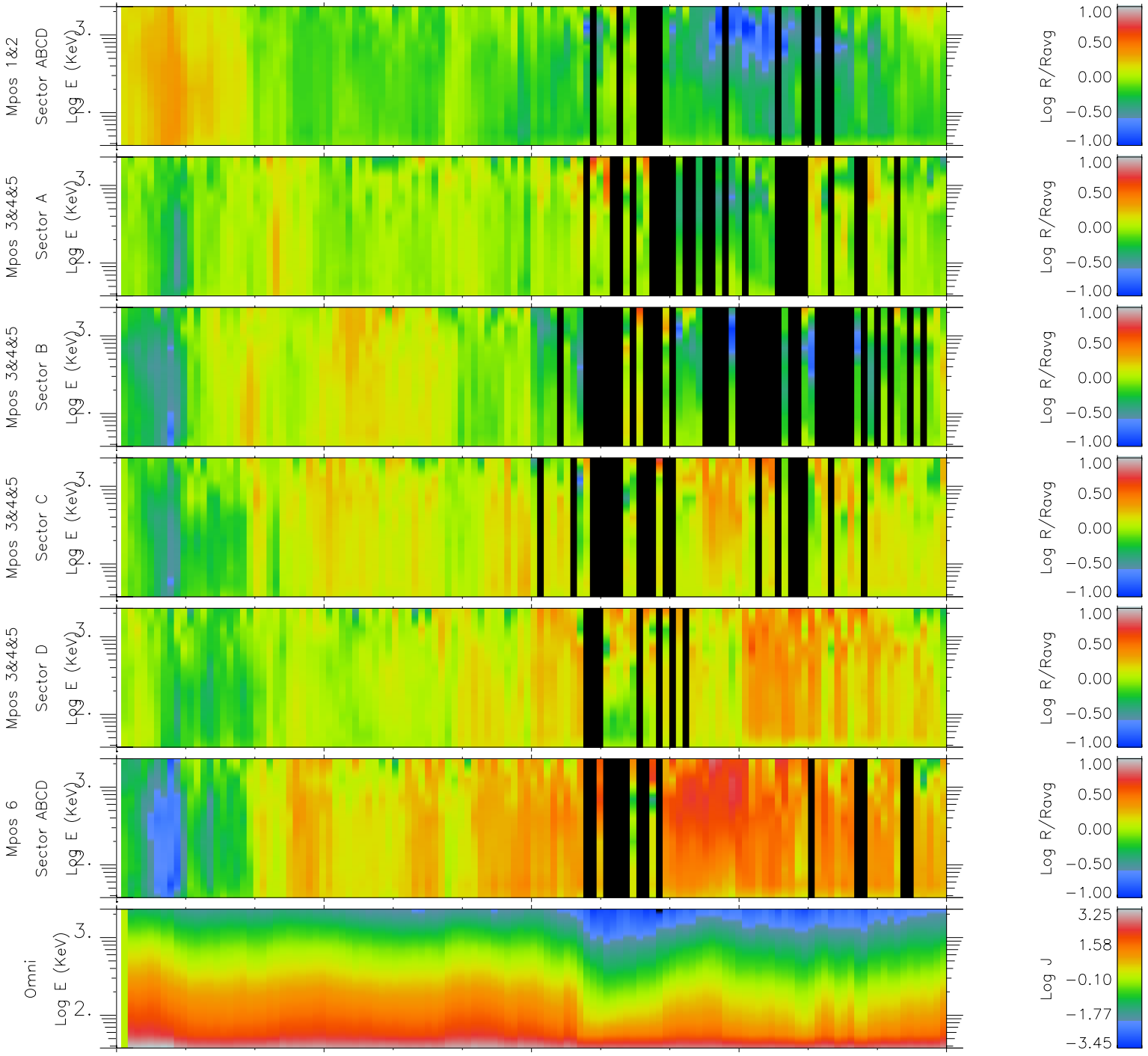
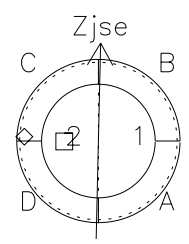
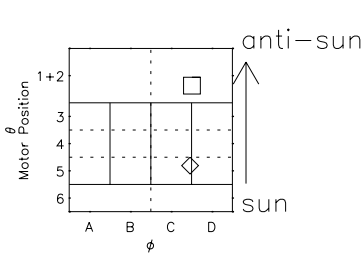


# Galileo EPD Real Time R6 Ions Spectra 96229

Software Version: RTSPEC\_R6 V 1.20  
 Data Production: 06-03-00  
 Plot Production: Fri Sep 14 08:08:21 2001  
 Color File: wondr3  
 Geofactor File: 1.1



Time	229-06	229-12	229-18	00:00:00 1996-230
X JSE(R <sub>j</sub> )	-55.53	-54.29	-53.66	-53.02
Y JSE(R <sub>j</sub> )	-101.80	-101.40	-101.18	-100.95
Z JSE(R <sub>j</sub> )	-5.48	-5.40	-5.36	-5.32



- ◇ = Jupiter look direction
- = Corotation look direction