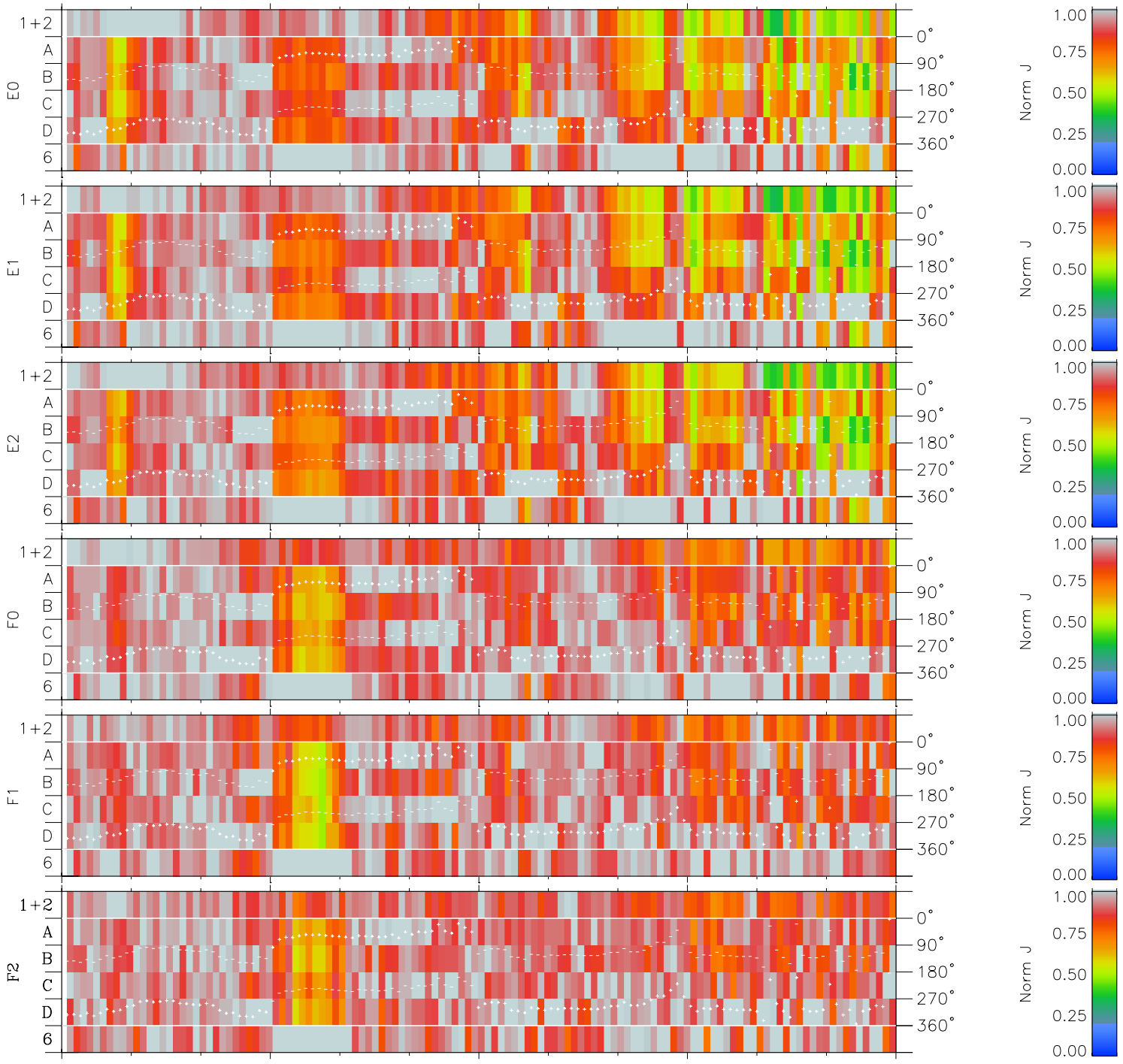
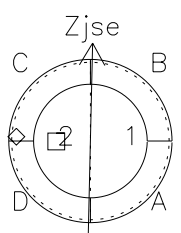
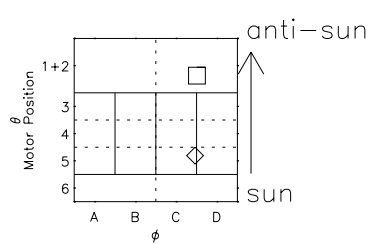


Galileo EPD Real Time Azimuth Anisotropies 96229

Software Version: RTAZIM_NORM V 1.20
Data Production: 06-03-00
Plot Production: Fri Sep 14 08:10:24 2001
Color File: wondr3
Geofactor File: 1.1



00:00:00 1996-229	229-06	229-12	229-18	00:00:00 1996-230	
+	+	+	+	+	X $JSE(R_j)$
-55.53	-54.91	-54.29	-53.66	-53.02	Y $JSE(R_j)$
-101.80	-101.60	-101.40	-101.18	-100.95	Z $JSE(R_j)$
-5.48	-5.44	-5.40	-5.36	-5.32	



- ◇ = Jupiter look direction
- = Corotation look direction