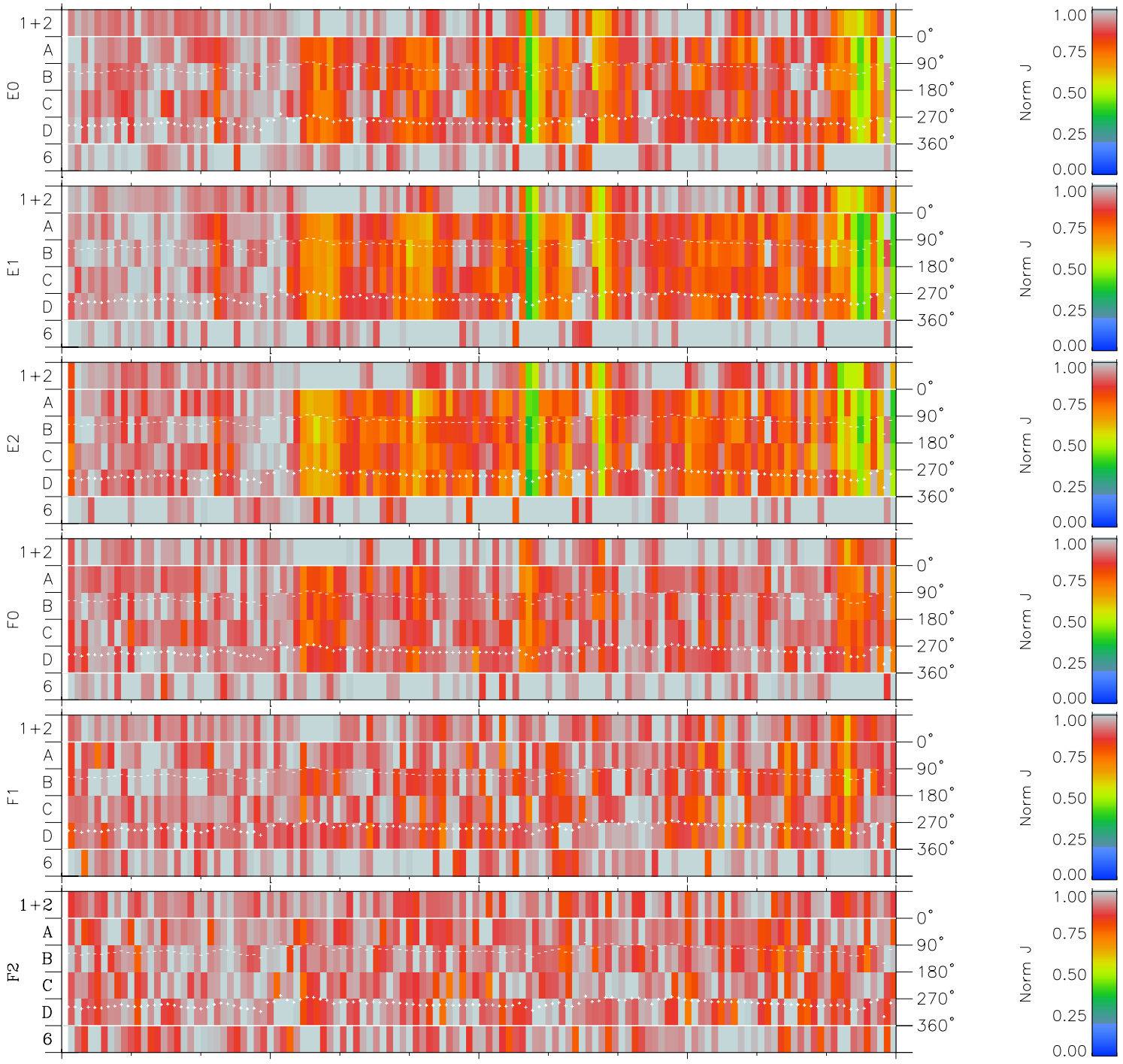
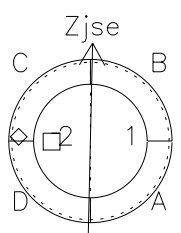
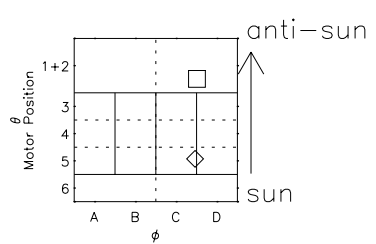


Galileo EPD Real Time Azimuth Anisotropies 96225

Software Version: RTAZIM_NORM V 1.20
 Data Production: 06-03-00
 Plot Production: Fri Sep 14 07:37:58 2001
 Color File: wondr3
 Geofactor File: 1.1



00:00:00 1996-225	225-06	225-12	225-18	00:00:00 1996-226	
+	+	+	+	+	X $JSE(R_j)$
-64.65	-64.12	-63.59	-63.05	-62.51	Y $JSE(R_j)$
-103.65	-103.60	-103.55	-103.48	-103.41	Z $JSE(R_j)$
-6.03	-6.00	-5.97	-5.93	-5.90	



- ◇ = Jupiter look direction
- = Corotation look direction