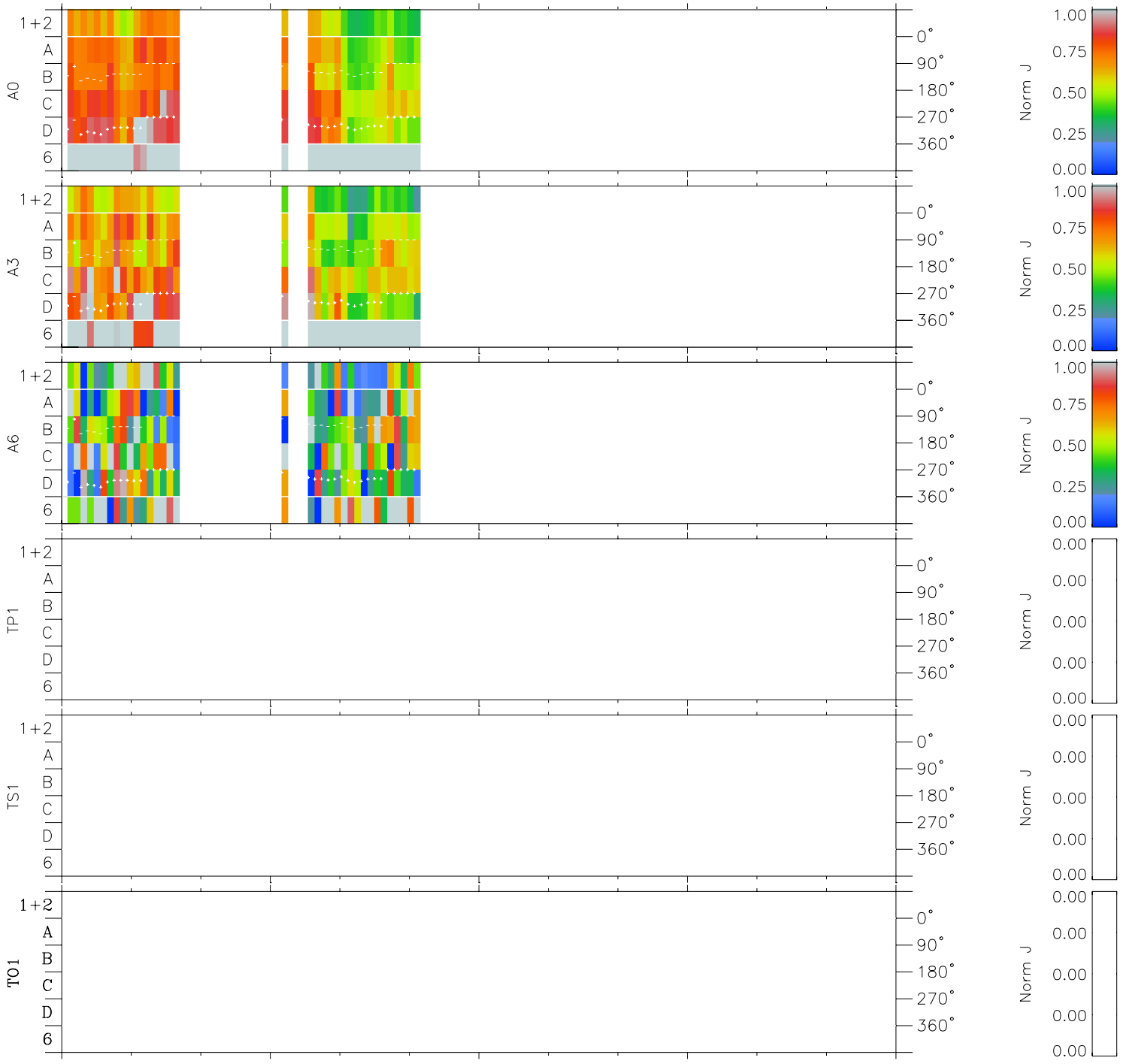
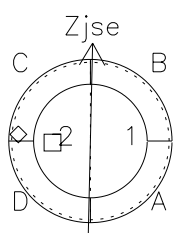
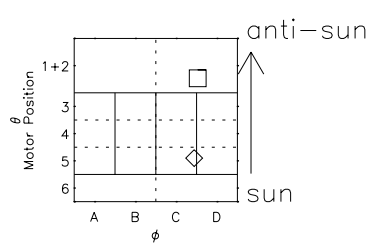


Galileo EPD Real Time Azimuth Anisotropies 96153

Software Version: RTAZIM_NORM V 1.20
 Data Production: 06-03-00
 Plot Production: Fri Sep 14 06:08:29 2001
 Color File: wondr3
 Geofactor File: 1.1



| 00:00:00 1996-153 | 153-06 | 153-12 | 153-18 | 00:00:00 1996-154 | |
|----------------------|---------|---------|---------|----------------------|------------------------|
| + | + | + | + | + | X JSE(R _j) |
| -56.78 | -56.18 | -55.58 | -54.98 | -54.38 | Y JSE(R _j) |
| -150.19 | -149.51 | -148.82 | -148.13 | -147.44 | Z JSE(R _j) |
| -11.37 | -11.30 | -11.23 | -11.16 | -11.09 | |



- ◇ = Jupiter look direction
- = Corotation look direction