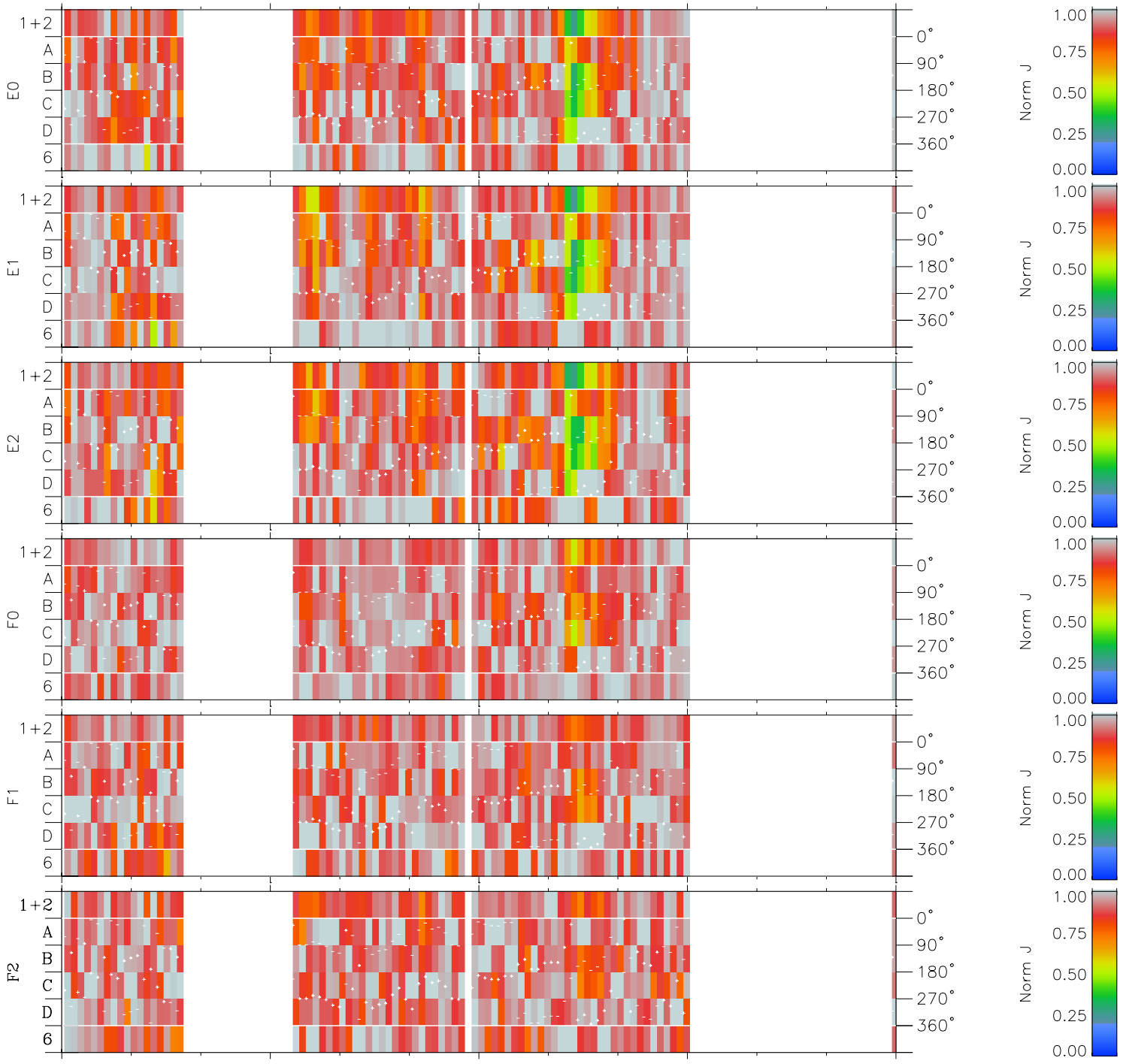
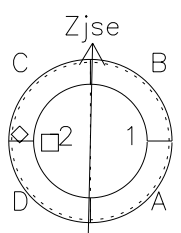
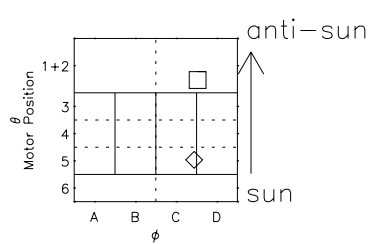


Galileo EPD Real Time Azimuth Anisotropies 96149

Software Version: RTAZIM_NORM V 1.20
 Data Production: 06-03-00
 Plot Production: Fri Sep 14 05:41:18 2001
 Color File: wondr3
 Geofactor File: 1.1



00:00:00 1996-149	149-06	149-12	149-18	00:00:00 1996-150	
+	+	+	+	+	X JSE(R _j)
-65.98	-65.43	-64.87	-64.31	-63.74	Y JSE(R _j)
-160.45	-159.84	-159.24	-158.62	-158.00	Z JSE(R _j)
-12.44	-12.38	-12.32	-12.25	-12.19	



- ◇ = Jupiter look direction
- = Corotation look direction