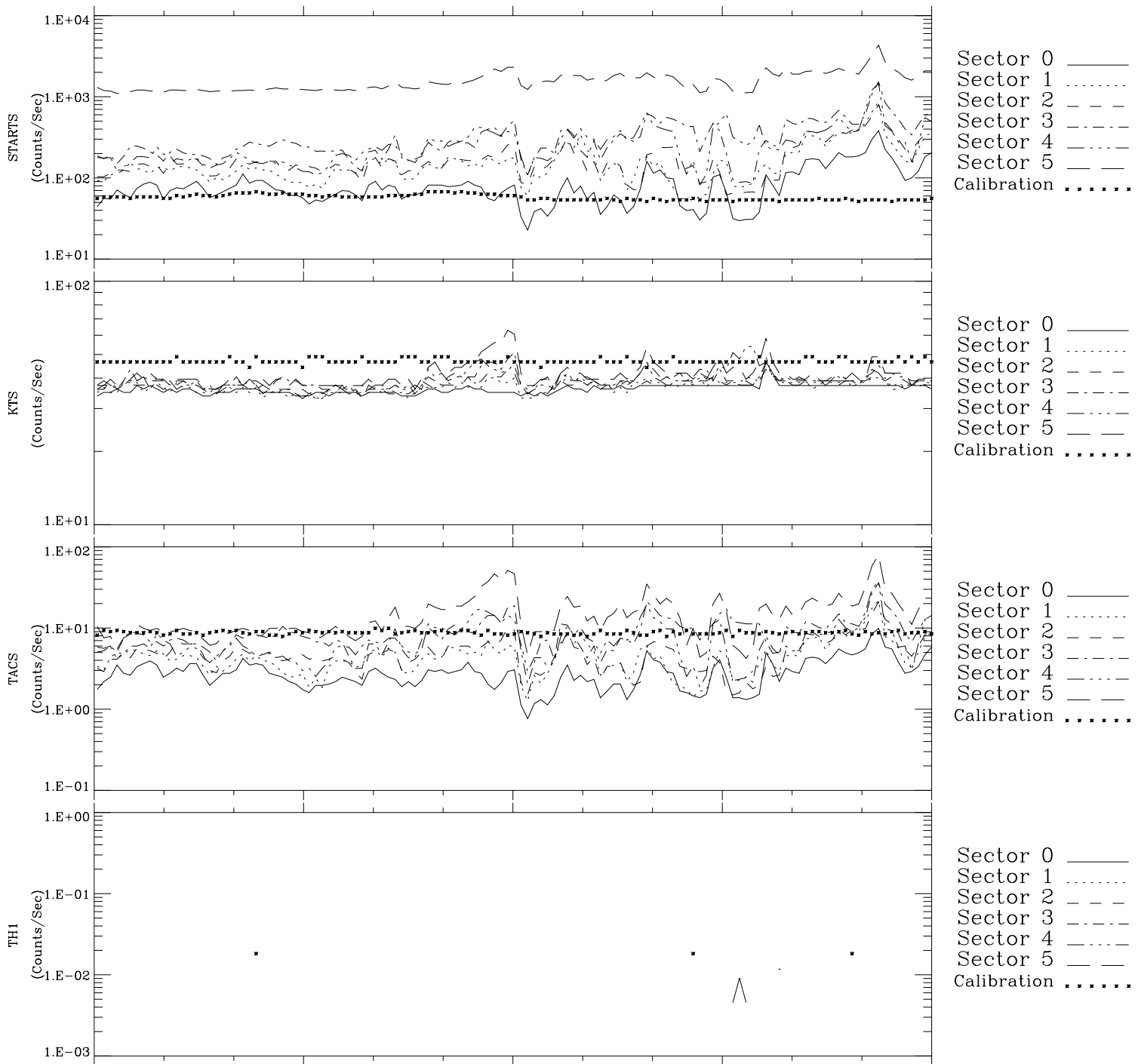
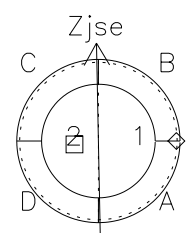
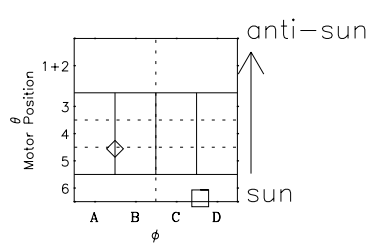


# Galileo EPD Real-Time Six-Sector 00343

Software Version: RTLINE\_R6 V 1.20  
Data Production: 18-05-01  
Plot Production: Mon Sep 17 18:04:50 2001



Time	343-06	343-12	343-18	00:00:00 2000-344	
00:00:00 2000-343	+	+	+	+	
-49.27	-49.18	-49.10	-49.01	-48.93	X JSE(R <sub>j</sub> )
136.02	134.96	133.90	132.82	131.74	Y JSE(R <sub>j</sub> )
2.93	2.92	2.92	2.92	2.91	Z JSE(R <sub>j</sub> )



$\diamond$  = Jupiter look direction  
 $\square$  = Corotation look direction