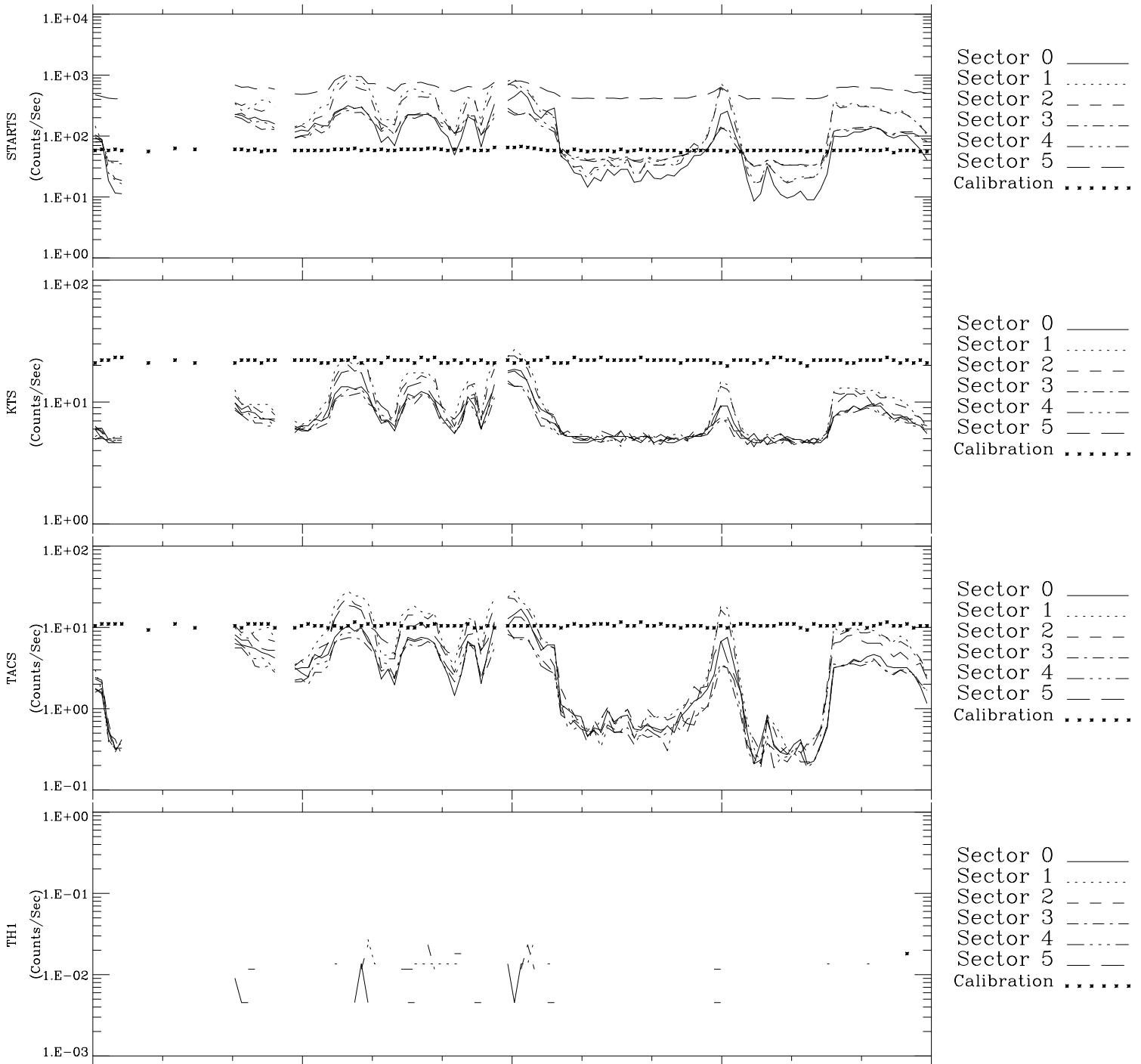


Galileo EPD Real-Time Six-Sector 97144

Software Version: RTLINE_R6 V 1.20
Data Production: 06-03-00
Plot Production: Sat Sep 15 08:15:01 2001



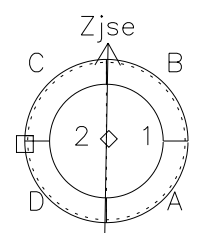
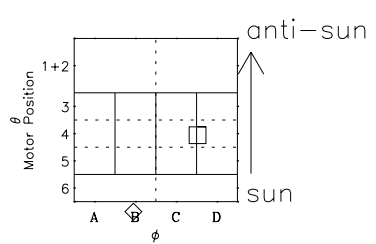
Sector 0 ———
Sector 1
Sector 2 - - - -
Sector 3 - · - -
Sector 4 - - - -
Sector 5 - - - -
Calibration
.....

Sector 0 ———
Sector 1
Sector 2 - - - -
Sector 3 - · - -
Sector 4 - - - -
Sector 5 - - - -
Calibration
.....

Sector 0 ———
Sector 1
Sector 2 - - - -
Sector 3 - · - -
Sector 4 - - - -
Sector 5 - - - -
Calibration
.....

Sector 0 ———
Sector 1
Sector 2 - - - -
Sector 3 - · - -
Sector 4 - - - -
Sector 5 - - - -
Calibration
.....

00:00:00 1997-144	144-06	144-12	144-18	00:00:00 1997-145	
+	+	+	+	+	
-89.17	-89.61	-90.04	-90.44	-90.83	X JSE(R _j)
-13.85	-14.47	-15.09	-15.70	-16.31	Y JSE(R _j)
-0.49	-0.46	-0.43	-0.41	-0.38	Z JSE(R _j)



◇ = Jupiter look direction
□ = Corotation look direction