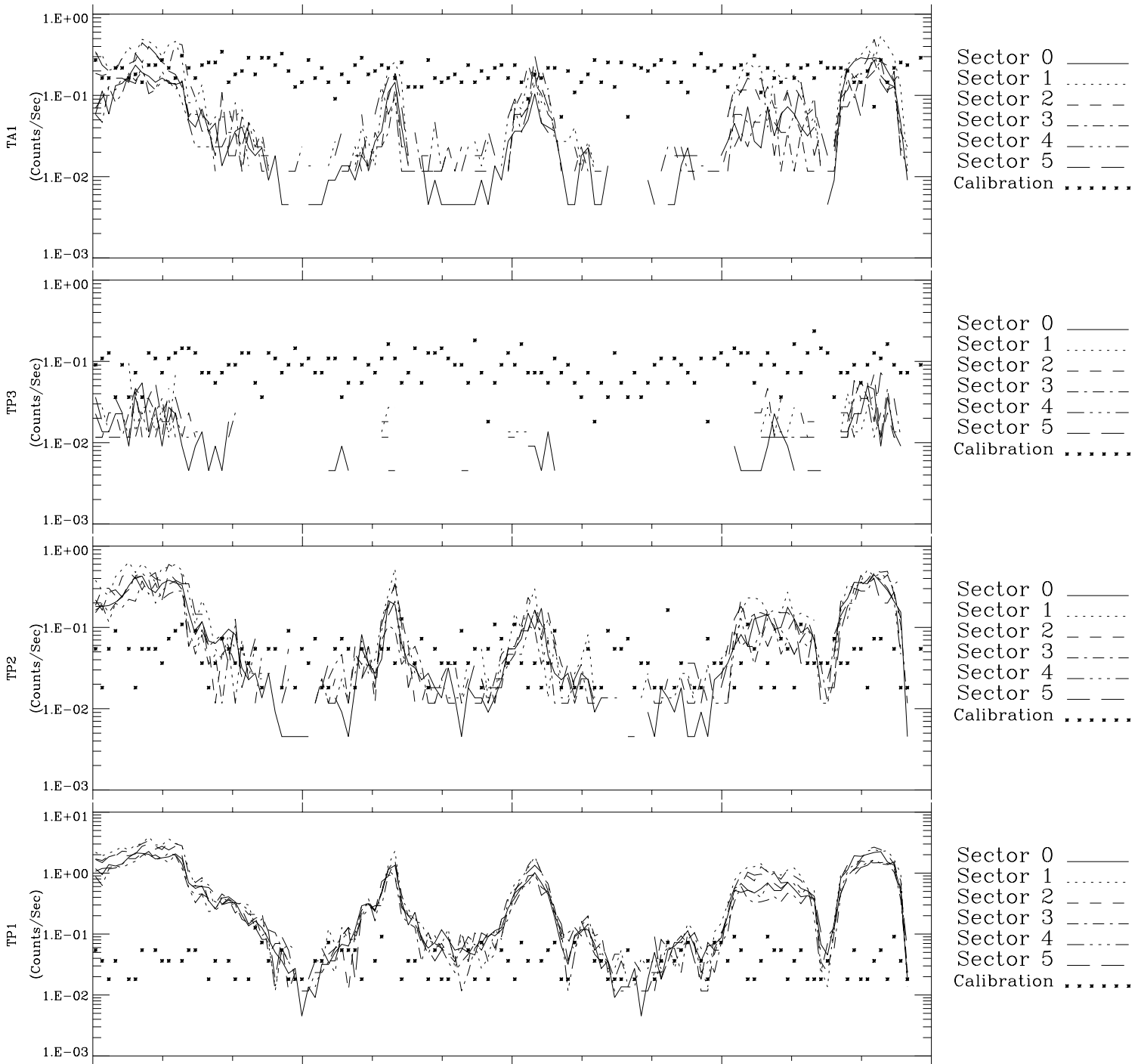


# Galileo EPD Real-Time Six-Sector 97139

Software Version: RTLINE\_R6 V 1.20  
Data Production: 06-03-00  
Plot Production: Sat Sep 15 07:34:16 2001



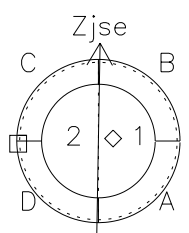
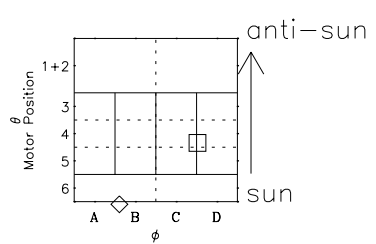
Sector 0 ———  
Sector 1 .....  
Sector 2 - - - -  
Sector 3 - . - . -  
Sector 4 - - - -  
Sector 5 - - - -  
Calibration .....  
.....

Sector 0 ———  
Sector 1 .....  
Sector 2 - - - -  
Sector 3 - . - . -  
Sector 4 - - - -  
Sector 5 - - - -  
Calibration .....  
.....

Sector 0 ———  
Sector 1 .....  
Sector 2 - - - -  
Sector 3 - . - . -  
Sector 4 - - - -  
Sector 5 - - - -  
Calibration .....  
.....

Sector 0 ———  
Sector 1 .....  
Sector 2 - - - -  
Sector 3 - . - . -  
Sector 4 - - - -  
Sector 5 - - - -  
Calibration .....  
.....

00:00:00 1997-139	139-06	139-12	139-18	00:00:00 1997-140	
+	+	+	+	+	
-75.90	-76.79	-77.66	-78.49	-79.31	X JSE(R <sub>j</sub> )
-0.84	-1.51	-2.18	-2.85	-3.52	Y JSE(R <sub>j</sub> )
-1.01	-0.99	-0.97	-0.94	-0.92	Z JSE(R <sub>j</sub> )



◇ = Jupiter look direction  
□ = Corotation look direction